

STANDARD ACCESSIBLE MOUNTING HEIGHTS AND CLEARANCES

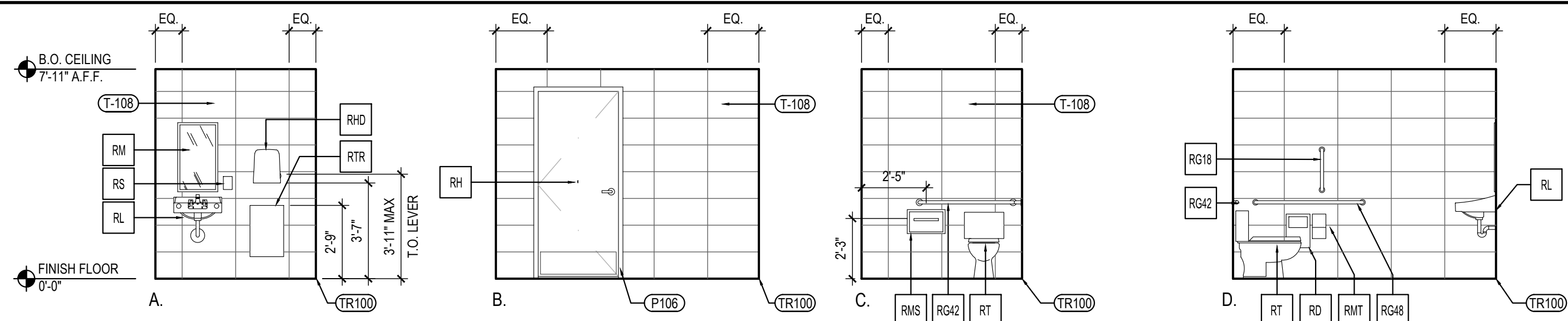
4

RESTROOM DOOR SIGNS

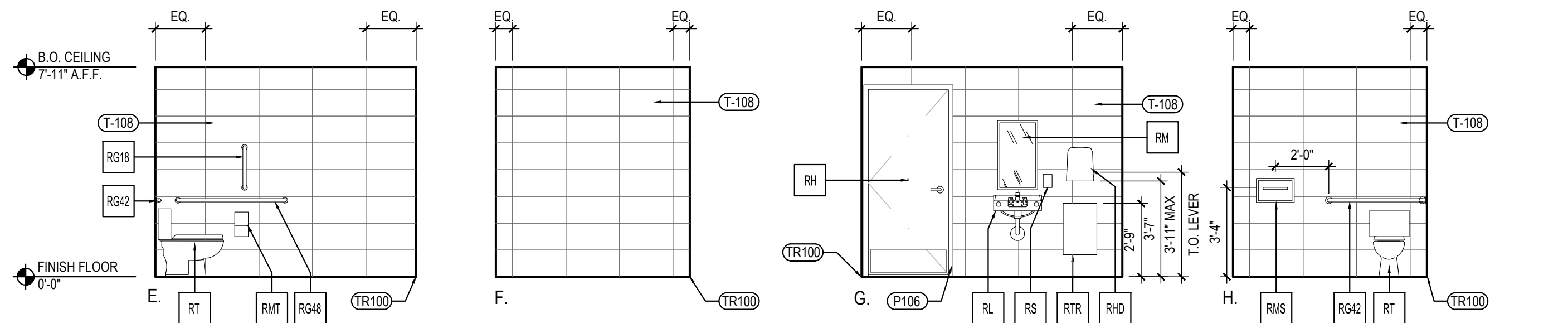
3

Scale= NTS A-503

Scale= 1" = 1'-0" A-503



WOMEN'S RESTROOM

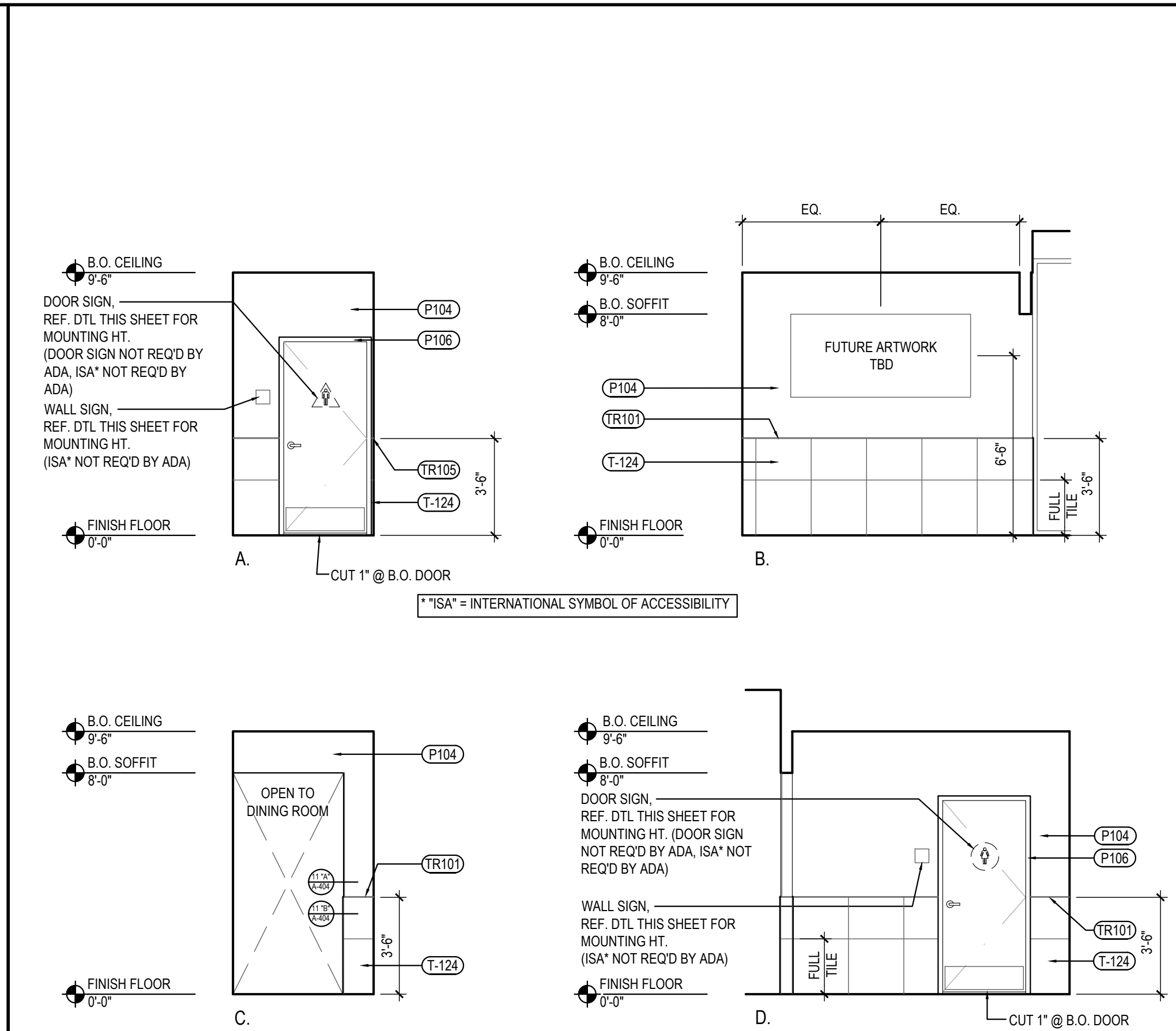


MEN'S RESTROOM

RESTROOM ELEVATIONS

2

Scale= 1/4" = 1'-0" A-503



RESTROOM VESTIBULE ELEVATIONS

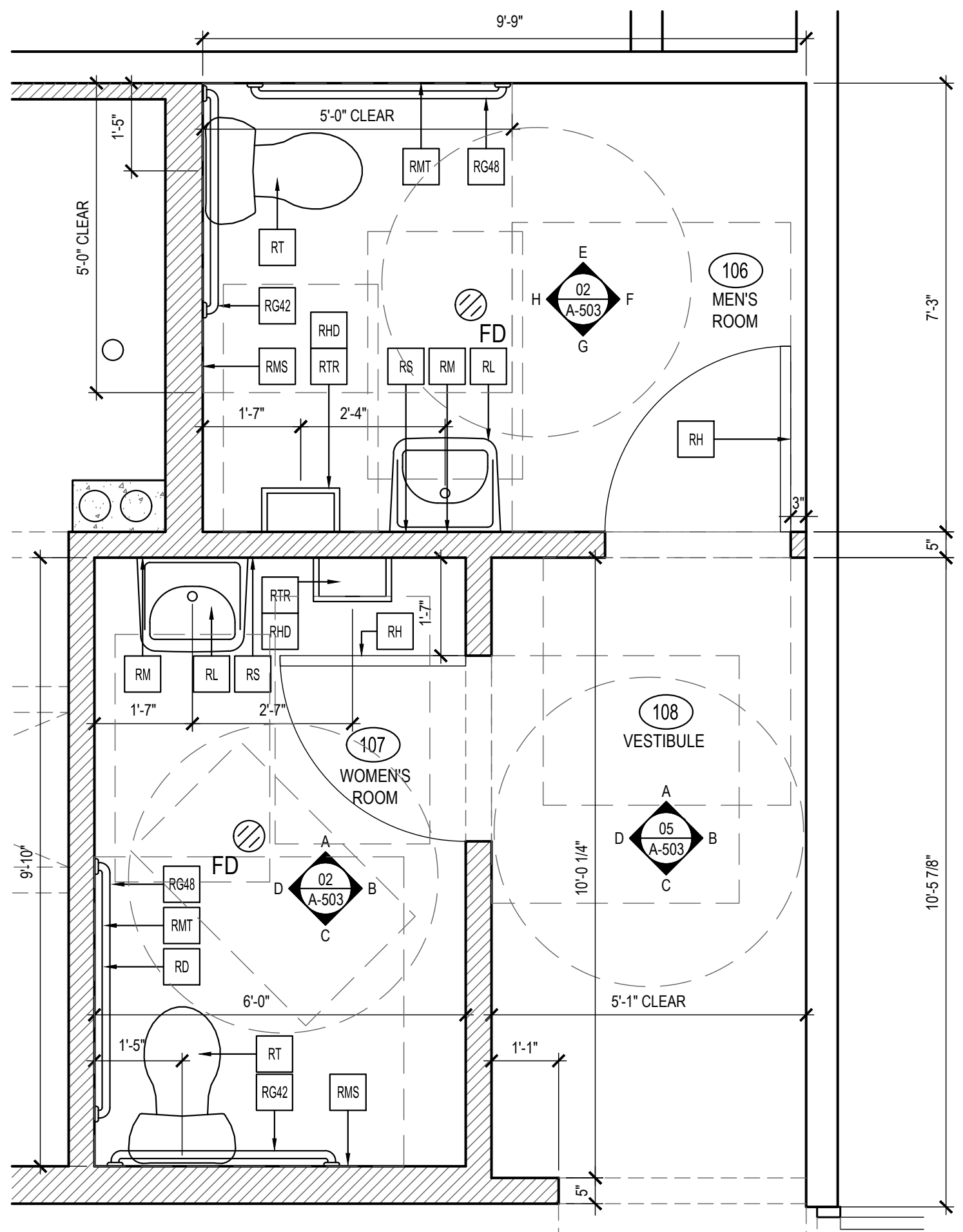
5

Scale= 1/4" = 1'-0" A-503

TOILET ACCESSORY SCHEDULE

NO	DESCRIPTION
RG42	BOBRICK GRAB BAR, 42" LONG B-6806 1 1/2" SATIN FINISH; FURNISHED BY LOCKNET, INSTALLED BY G.C.
RG48	BOBRICK GRAB BAR, 48" LONG B-6806 1 1/2" SATIN FINISH; FURNISHED BY LOCKNET, INSTALLED BY G.C.
RG18	BOBRICK GRAB BAR, 18" LONG B-6806 1 1/2" SATIN FINISH; FURNISHED BY LOCKNET, INSTALLED BY G.C.
RM	BOBRICK CHANNEL FRAME MIRROR B-165 (1836) 18"X36" STAINLESS STEEL CHANNEL FRAME FURNISHED BY LOCKNET, INSTALLED BY G.C. MOUNT 40" MAX. TO BOTTOM OF REFLECTING SURFACE
RS	SOAP DISPENSER (BY VENDOR)
RMS	BOBRICK SEAT COVER DISPENSER B-221 STAINLESS STEEL, SATIN FINISH FURNISHED BY LOCKNET, INSTALLED BY G.C.
RTR	BOBRICK SURFACE MOUNTED TRASH RECEPTACLE MODEL # B-277; FURNISHED BY LOCKNET, INSTALLED BY G.C.
RHD	PAPER TOWEL DISPENSER FURNISHED BY PANDA EXPRESS, INSTALLED BY G.C.
RMT	BOBRICK MULTI-ROLL TOILET TISSUE DISPENSER B-2888 STAINLESS STEEL, SATIN FINISH FURNISHED BY LOCKNET, INSTALLED BY G.C.
RT	AMERICAN STANDARD CADET RIGHT HEIGHT ELONGATED TOILET 2467.016 TLT, 4142.600 TANK, AMERICAN STANDARD #5321.110 SEAT, COLOR: WHITE, TRIP TO BE ON OPEN SIDE. FURNISHED AND INSTALLED BY G.C.
RL	ZURN WALL HUNG LAVATORY Z5344, 20" X 18" VITREOUS CHINA, WITH 4" CENTER FAUCET HOLES & ZURN Z-1231 CONCEALED ARM CARRIER FURNISHED AND INSTALLED BY G.C.
RD	BOBRICK RECESSED SANITARY NAPKIN DISPOSAL B-3613 STAINLESS STEEL, SATIN FINISH FURNISHED BY LOCKNET, INSTALLED BY G.C.
RH	BOBRICK SURFACE-MOUNTED CLOTHES HOOK AND BUMPER B-233 SOLID ALUMINUM CASTING, MATTE FINISH, INSIDE OF RESTROOM DOORS FURNISHED BY LOCKNET, INSTALLED BY G.C.

* INSULATE ALL PIPES (TRAP & HOT WATER) AT ACCESSIBLE LAVATORIES.



ENLARGED RESTROOM PLANS

1

Scale= 1/2" = 1'-0" A-503



PANDA EXPRESS, INC.
1683 Walnut Grove Ave.
Rosemead, California
91770
Telephone: 626.799.9898
Facsimile: 626.372.8288

All ideas, designs, arrangement and plans indicated or represented by this drawing are the property of Panda Express Inc. and were created for use on this specific project. None of these ideas, designs, arrangements or plans may be used by or disclosed to any person, firm, or corporation without the written permission of Panda Express Inc.

REVISIONS:


ISSUE DATE:

ISSUE FOR PERMIT	01-16-23

DRAWN BY: AE

PANDA PROJECT #: D21040

ARCH PROJECT #: 261-415



01.16.23

PANDA EXPRESS

PANDA HOME 2600
KILPATRICK TURNPIKE & ROCKWELL AVE
OKLAHOMA CITY, OK 73162

A-503

ENLARGED RESTROOM
PLANS AND ELEVATIONS

PANDA HOME 2600 R4

ISSUE FOR PERMIT - 01.16.23

ISSUE FOR PERMIT - 01.16.23