

**PRIMARY THREE**  
**First Term**

**Susan Rivers**  
**Setsuko Toyama**

**Adaptation for Egypt**  
**Nadia Toub**  
**Sahar Rizk**

Content from  
**OXFORD**  
UNIVERSITY PRESS

**دار الشروق**  
**Dar El Shorouk**

© **Dar El Shorouk 2010**

8 Sebaweh el Masry St.  
Nasr City, Cairo, Egypt  
Tel.: (+202) 24023399  
Fax: (+202) 24037567

E-mail: dar@shorouk.com  
www.shorouk.com

**ISBN:** 978 - 977 - 09 - 2802 - 8

**Deposit No.:** 5472 /2010

**All Rights reserved. No unauthorized photocopying.**

This edition of *Time for English 3* originally published as *English Time 2* in 2007.

This edition is published by arrangement with Oxford University Press.

This edition licensed for sale in Egypt only.

Printed in Egypt

Adaptation for Egypt: Nadia Touba, Deena Boraie, Sahar Rizk

Musical arrangements and chant music: William Hirtz

Illustrations: Bill Colrus, Steven Cox, Patrick Girouard, Rusty Fletcher, Anne Kennedy,  
Rita Lascaro, Margeaux Lucas, Fran Newman, Cary Pillow, Dana Regan, Zina Saunders,  
Jeff Shelley, Maggie Swanson, Jim Talbot, Amy Wummer, Khalid Abd El Aziz, Hany Saleh

“Sokkara’s World” by Hany Saleh

Original characters developed by Amy Wummer

Cover Illustration: Khalid Abd El Aziz

Cover Design: Hany Saleh


## Table of Contents

	Page
Syllabus	i
Classroom Language	iii
Do You Remember?	v
Unit 1 : At Home with Mona	1
Unit 2 : In the Classroom	9
Unit 3 : At a Birthday Party	17
Review 1	25
Unit 4 : At the Shop Window	29
Unit 5 : At the Airport	37
Unit 6 : At the Flower Shop	45
Review 2	53
Songs and Chants	57
My Picture Dictionary	60
Checklists 1&2	63
Word List	65
Tests	67

# Syllabus

UNIT	TOPIC	LISTENING/SPEAKING	READING/WRITING	PHONICS	GRAMMAR
	Do you Remember?	introduce oneself give personal information			
<b>1</b>	At Home with Mona	ask and tell age ask about people identify people identify speakers in a conversation	write short sentences read short sentences vocabulary: family members	distinguish between sounds of letters: j & y associate sound of letters with written form	Who's he/she? He / She's ...
<b>2</b>	In the Classroom	ask & tell about days of the week describe what one/someone else is doing identify speakers in a conversation	write short sentences read short sentences vocabulary: actions	distinguish between sounds of letters: l & r associate sound of letters with written form	I'm ... ing (Present continuous)
<b>3</b>	At a Birthday Party	give a gift birthday greetings express & receive gratitude describe what one/others are doing identify speakers in a conversation	write short sentences read short sentences vocabulary: actions	distinguish between sounds of letters: c, q, -ck and -x associate sound of letters with written form	What's this / that? It's a ...
<b>Review</b>		participate in a conversation identify meaning of a conversation	recognise and produce words (vocabulary)		
<b>4</b>	At the Shop Window	have telephone conversations ask what someone is doing identify speakers in a conversation	write short sentences read short sentences vocabulary: actions	identify sound of long a associate sound of letters with written form	What's he/she doing? What are you / they doing? He / She's ... They're ...
<b>5</b>	At the Airport	ask personal information give compliments express gratitude ask & state the time identify speakers in a conversation	write short sentences read short sentences vocabulary: numbers 13-50	identify sound of long e associate sound of letters with written form	What time is it? It's ...
<b>6</b>	At the Flower Shop	ask where someone lives express where one lives express likes agree identify objects identify speakers in a conversation	write short sentences read short sentences vocabulary: colours	identify sound of long i associate sound of letters with written form	This / That ... These / Those ...
<b>Review</b>		participate in a conversation identify meaning of a conversation	recognise and produce words (vocabulary)		










## Classroom Language




Listen and do the actions.










## Do You Remember?

 Listen and point.





## Do You Remember?

Look and match.

1.



- I like apples.
- My name is Mona.
- I'm a boy.
- I can climb a tree.
- My last name is Ahmed.


2.



- My last name is Samy.
- I'm a girl.
- My name is Kareem.
- I can ride a bike.
- I like oranges.

## Do You Remember?

**A. Your turn. Draw a picture of yourself and write.**



What's your first name?

---

---

---

What's your last name?

---

---

---


What's your telephone number?

---

---

---

**B. Your turn. What do you like? Draw and write.**



I like

---

---

---

---


---

---

---

---

**C. Your turn. What can you do? Draw and write.**



I can

---

---

---

---

---

---

---

---



# At Home with Mona

## Conversation Time

**A.** Listen and repeat.



How old are you?



I'm ten. How old are you?



I'm six.

**B.** Listen and find the speakers.

**C.** Role-play the conversation with a partner.




**D.** Review. Listen and repeat.

Bye-bye!

Bye! See you tomorrow!



## Word Time

**A.**  Listen and repeat.

1.  mother

2.  father

3.  sister

4.  brother

5.  grandmother

6.  grandfather

**B.**  Listen and write the letter.

**C.** Point and say the words.

**D.**  Listen and point.


**E.** Write the words.

(See pages 60–62.)





## Practice Time

**A.**  Listen and repeat.


Who's	he?
	she?

Who's = Who is

He's my father.
She's my mother.

He's = He is

She's = She is

**B.**  Listen and repeat. Then practise with a partner.


1. Who's she?

She's my sister.



2. Who's he?

He's my father.



3. Who's she?

She's my grandmother.



4. Who's he?

He's my grandfather.



5. Who's he?

He's my brother.




6. Who's she?

She's my mother.

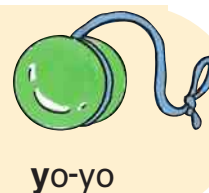



**C.** Look at page 2. Point to the picture and practise with a partner.


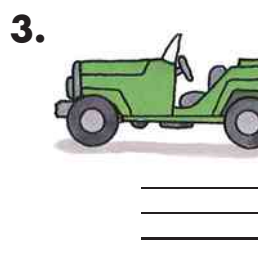

**D.**  Listen and sing along. (See "The Family Song" on page 57.)

## Phonics Time

**A.**  Listen and repeat.



**B.**  Does it begin with **j** or **y**? Listen and write.



**C.** Read the words.



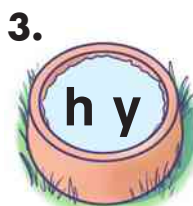
1. **jam**  
**yam**

2. **jet**  
**yet**

3. **jug**  
**yum**

**D.**  Look at **C**. Listen and point.

**E.**  Does it begin with **g**, **h**, **j**, or **y**? Listen and circle.





## Conversation Time

How old are you?

I'm nine.



How old are you?

I'm ten.




### A. Look and match.

1.



2.



3.



How old are you?

I'm seven.

I'm nine.

### B. Look and write.

1.



2.



3.



4.



How old are you?

1. I'm \_\_\_\_\_.


2. \_\_\_\_\_

3. \_\_\_\_\_

4. \_\_\_\_\_

### C. Your turn. Draw and write.

How old are you?



\_\_\_\_\_

## Word Time



grandmother



grandfather



mother



father



brother



sister

### A. Look and circle.

1.



sister

mother

2.



grandfather

father

3.



mother

brother

4.



brother

sister

5.



grandfather

grandmother

6.



mother

father

### B. Unscramble and write.

1. tisesr

sister

2. bothrer

3. herfat

4. thomer

### C. Find and circle.



bro sister p q l g r a n d m o t h e r d w x f a t h e r m o g r a n d f a t h e r j e b r o t h e r h p o m o t h e r



## Practice Time

Who's he?

He's my father.




Who's she?

She's my sister.



### A. Look and check (✓) the correct box.

1.


☒  
☐

Who's he?


Who's she?

☐  
☐

He's my grandfather.

She's my mother.

2.


☐  
☐

Who's he?

Who's she?

☐  
☐

He's my brother.

She's my sister.

### B. Look and write.

1.



Who's \_\_\_\_\_?

2.



\_\_\_\_\_



## Phonics time



jam



yellow



jet



yo-yo



jacket



yogurt


### A. Does it begin with j or y ? Circle and write.

1.



jet

2.

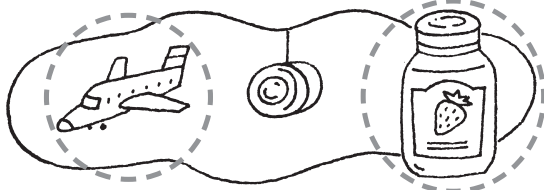


3.




### B. Which pictures begin with the same sound? Circle.


1.




2.



3.



4.



### C. Look and match.

1.



•

2.



•

j

3.



•

y

4.



•



## In the Classroom

### Conversation Time

**A.** Listen and repeat.

**B.** Listen and find the speakers.

**C.** Role-play the conversation with two other students.



Is today Monday?



No, it's Tuesday.



Yay! My birthday is on Wednesday!



Cool!



**D.** Review. Listen and repeat.

Who's she?

She's my mother.





## Word Time

**A.**  Listen and repeat.

1.  write

**2.**  talk

**3.**  draw

4.  read

5.  sleep

6.  eat

**B.**   Listen and write the letter.

**C.** Point and say the words.

**D.**  Listen and point.

**E.** Write the words.

(See pages 60–63.)





## Practice Time

**A.**  Listen and repeat.

I'm  
He's  
She's | drawing.


I'm = I am

He's = He is

She's = She is

I'm not  
He isn't  
She isn't | writing.

isn't = is not

**B.**  Listen and repeat. Then practise with a partner.

1. She's talking.  
She isn't sleeping.



2. He's sleeping.  
He isn't talking.



3. I'm reading.  
I'm not eating.



4. I'm eating.  
I'm not reading.



5. She's writing.  
She isn't drawing.



6. He's drawing.  
He isn't writing.



**C.** Look at page 10. Point to the picture and practise with a partner.

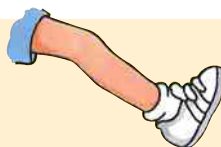
**D.**  Listen and chant. (See "He Isn't Reading" on page 57.)

## Phonics Time

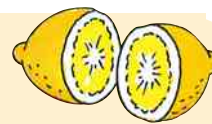
**A.**  Listen and repeat.



lamb



leg



lemon




rabbit




red




run

**B.**  Do they both begin with the same sound? Listen and write ✓ or X.


1.



2.



3.



**C.** Read the words.

1.

led  
red

2.

light  
right

3.

lug  
rug

**D.**  Look at C. Listen and point.

**E.**  Does it begin with j, l, r, or y? Listen and write.

1.

\_\_\_\_\_  
\_\_\_\_\_  
\_\_\_\_\_

2.

\_\_\_\_\_  
\_\_\_\_\_  
\_\_\_\_\_

3.

\_\_\_\_\_  
\_\_\_\_\_  
\_\_\_\_\_

4.

\_\_\_\_\_  
\_\_\_\_\_  
\_\_\_\_\_

5.

\_\_\_\_\_  
\_\_\_\_\_  
\_\_\_\_\_

6.

\_\_\_\_\_  
\_\_\_\_\_  
\_\_\_\_\_




## Conversation Time


Is today Monday?

No, it's Tuesday.


Yay! My birthday is on Wednesday!



Cool!



### A. Look and match.




No, it's Tuesday

Cool!

Is today Monday?

Yay! My birthday is on Wednesday!

### B. Look and write.



# Word Time



read



talk



eat



write




sleep



draw

## A. Look and circle.



1.

eat  
talk  
sleep

2.

read  
write  
draw

3.

talk  
write  
sleep

4.

draw  
eat  
read

5.

draw  
talk  
write

6.

eat  
sleep  
draw

## B. Look and write.

1.



\_\_\_\_\_

\_\_\_\_\_

\_\_\_\_\_

2.



\_\_\_\_\_

\_\_\_\_\_

\_\_\_\_\_

3.



\_\_\_\_\_

\_\_\_\_\_

\_\_\_\_\_

4.



\_\_\_\_\_

\_\_\_\_\_

\_\_\_\_\_

5.



\_\_\_\_\_

\_\_\_\_\_

\_\_\_\_\_

6.




\_\_\_\_\_

\_\_\_\_\_


\_\_\_\_\_

## Practice Time

I'm writing. I'm not reading.



She's sleeping. She isn't eating.



### A. Look and match.

1.




He's talking.  
He isn't writing.

2.



I'm eating.  
I'm not sleeping.

3.



She's reading.  
She isn't drawing.

### B. Look and write.

1.




---

---

---

---

---

---

2.




---

---


---

---

---

---

3.




---

---

---

---

---

---

4.




---

---

---


---

---

---



## Phonics Time




lamb



run




lemon



red



leg



rabbit

**A. Does it begin with **I** or **r** ? Circle and write.**

1.




I  
r

---

---

---

2.




I  
r

---

---

---

3.



I  
r


---

---


---

**B. Which picture begins with a different sound? Write X.**


1.



2.



3.



4.




**C. Which pictures begin with the letter? Circle.**

**r**



**I**





# At a Birthday Party

## Conversation Time

**A.** Listen and repeat.

**B.** Listen and find the speakers.

**C.** Role-play the conversation with two other students.



This is for you.



Happy birthday.



Thanks.



You're welcome.  
Open it.



**D.** Review. Listen and repeat.

I'm eating.

He's sleeping.



## Word Time

**A.**  Listen and repeat.

1.  cry

2.  sing

3.  shout

4.  run

5.  laugh


6.  walk

**B.**  Listen and write the letter.

**C.** Point and say the words.

**D.**  Listen and point.

**E.** Write the words.  
(See pages 60–62.)





## Practice Time

**A.**  Listen and repeat.

**We're**  
**You're** | **singing.**  
**They're**

We're = We are

You're = You are

They're = They are

**We**  
**You** | **aren't** | **crying.**  
**They**


aren't = are not

**B.**  Listen and repeat. Then practise with a partner.

- 1.** You're crying.  
You aren't singing.




- 2.** You're singing.  
You aren't crying.



- 3.** We're shouting.  
We aren't laughing.



- 4.** We're laughing.  
We aren't shouting.




- 5.** They're running.  
They aren't walking.



- 6.** They're walking.  
They aren't running.



**C.** Look at page 18. Point to the picture and practise with a partner.

**D.**  Listen and sing along. (See "We're Singing" on page 58.)

## Phonics Time

**A.**  Listen and repeat.



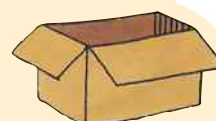

cat



queen

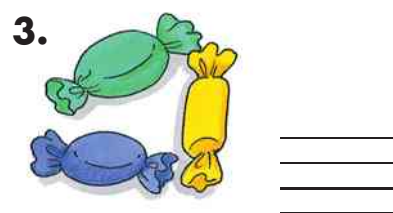




duck

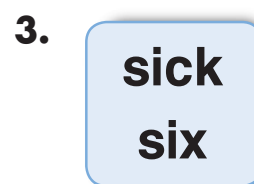
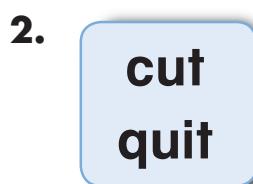
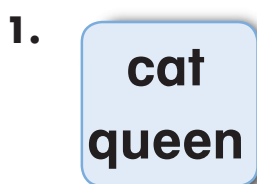


box

**B.**  Does it begin with **c** or **q**? Listen and write.



**C.** Read the words.



**D.**  Look at **C.** Listen and point.

**E.**  Does it end with **-ck** or **-x**? Listen and circle.



**-ck**   **-x**



**-ck**   **-x**



**-ck**   **-x**



**-ck**   **-x**



## Conversation Time



### A. Unscramble and match.

- |                               |                            |
|-------------------------------|----------------------------|
| 1. rue'yo meelcow. peno ti. ● | ● This is for you.         |
| 2. knaths. ●                  | ● Happy birthday.          |
| 3. sith si rfo uyo. ●         | ● Thanks.                  |
| 4. pphya thardiby. ●          | ● You're welcome. Open it. |

### B. Look and write.



1. This \_\_\_\_\_
2. \_\_\_\_\_
3. \_\_\_\_\_
4. \_\_\_\_\_

# Word Time



run



cry



shout



laugh



walk



sing

## A. Look and circle.

1.



cry  
shout  
run

2.



shout  
laugh  
cry

3.



laugh  
cry  
sing

4.



walk  
sing  
laugh

5.



shout  
run  
walk

6.



cry  
laugh  
sing

## B. Look and write.

1.



1.

walk

2.

3.


4.

5.

6.

## Practice Time

You're walking. You aren't crying.



They're crying. They aren't laughing.



We're running. We aren't walking.




### A. Look and circle.

1.



We're walking.  
We aren't running.

2.



They're crying.  
They aren't laughing.

We're running.  
We aren't walking.

They're laughing.  
They aren't crying.

3.



They're singing.  
They aren't shouting.

4.



You're singing.  
You aren't walking.

They're shouting.  
They aren't singing.


You're walking.  
You aren't singing.

### B. Look and write.


1.



2.



3.



1.


2.

3.

# Phonics Time



box



cat



duck



queen

## A. Match and write.

1.

-x

2.

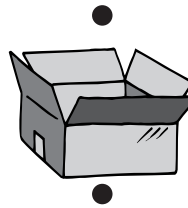


q

3.

-ck

4.

c



du\_\_

bo\_\_

\_\_ueen

\_\_at

## B. Circle and write.

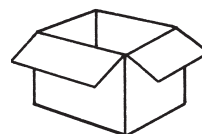
1.



C

q

2.



-ck

-x

3.



-ck

-x

4.



c

q





## Review 1

### Story Time



**A.** Listen and repeat.



To be continued...


**B.** Look at A. Listen and point.

**C.** Role-play these scenes.

## Activity Time



**A.** Listen and find the picture. Write the number.



**B.** Listen and circle.

1. jet yellow

2. fox duck

3. cat queen

4. leg red

5. yo-yo jam

6. rabbit lamb

**C.** Listen and find the picture. Write the number.







## Review 1

### A. Look and match.


1.



How old are you?

• No, it's Tuesday.

2.



Thanks.

• I'm six.

3.



Is today Monday?

• You're welcome. Open it.

### B. Find and circle.

1.



2.



3.



4.



p	q	r	s	l	e	e	p	n	l	t	s	n	r	e	a	d
s	e	r	m	v	w	w	a	l	k	a	g	m	a	r	d	p
a	p	p	s	i	s	t	r	u	n	b	r	o	s	i	n	g
h	s	h	o	u	t	t	h	s	p	c	w	r	i	t	e	n

5.



6.



7.



# Review 1

## A. Look and write.



Who's ?



We're



She's

## B. Circle and write.



r c l q

\_\_\_\_\_

\_\_\_\_\_

\_\_\_\_\_




j q c y

\_\_\_\_\_

\_\_\_\_\_

\_\_\_\_\_



q -ck -x r

\_\_\_\_\_

\_\_\_\_\_

\_\_\_\_\_



l r c q

\_\_\_\_\_

\_\_\_\_\_

\_\_\_\_\_



-ck j -x y

\_\_\_\_\_

\_\_\_\_\_

\_\_\_\_\_




j l r y

\_\_\_\_\_

\_\_\_\_\_

\_\_\_\_\_



q c l r

\_\_\_\_\_

\_\_\_\_\_

\_\_\_\_\_



j y r l

\_\_\_\_\_

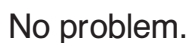
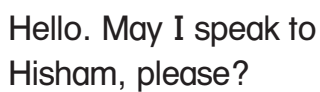
\_\_\_\_\_

\_\_\_\_\_



## Conversation Time

- C.** Role-play the conversation with a partner.



Is today Tuesday?

No, it's Wednesday.





## Word Time

**A.**  Listen and repeat.



1. get dressed



2. eat breakfast



3. walk to school




4. study English



5. watch TV



6. take a shower

**B.**  Listen and write the letter.

**C.** Point and say the words.

**D.**  Listen and point.

**E.** Write the words.

(See pages 60–62.)





## Practice Time

**A.**  Listen and repeat.

What's	he she it	doing?
What's = What is		

He's She's It's	walking to school.
He's = He is	She's = She is    It's = It is

What are	you they	doing?
----------	-------------	--------

We're They're	walking to school.
We're = We are	They're = They are

**B.**  Listen and repeat. Then practise with a partner.


1. What are they doing?  
They're eating breakfast.



2. What's he doing?  
He's getting dressed.



3. What's it doing?  
It's watching TV.



4. What's she doing?  
She's taking a shower.




5. What are they doing?  
They're studying English.



6. What are you doing?  
We're walking to school.



**C.** Look at page 30. Point to the picture and practise with a partner.

**D.**  Listen and sing along. (See "What's He Doing?" on page 58.)

## Phonics Time

**A.**  Listen and repeat.



**long a**



May



rain



cake



play




paint




lake

**B.**  Does it have **long a**? Listen and write ✓ or X.

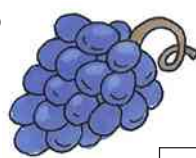
1.




2.




3.



4.



5.



**C.** Read the words.

1.

**day**

**say**

2.

**maid**

**paid**

3.

**game**

**name**

4.

**date**

**late**

**D.**  Look at C. Listen and point.

**E.**  Listen and circle.

1. grape tape

2. train brain


3. day say

4. bake make





## Conversation Time







### A. Look and write.



1. \_\_\_\_\_ ?  
Hold                      Hello                      Help
2. Hello. May I \_\_\_\_\_ to Hisham, please?  
sing                      shout                      speak
3. \_\_\_\_\_ Hold on.  
sea                      sure                      soup
4. No \_\_\_\_\_  
problem                      pencil                      please

### B. Look and write.

1.  \_\_\_\_\_ Hello? \_\_\_\_\_
2.  \_\_\_\_\_ Mona \_\_\_\_\_ ?
3.  \_\_\_\_\_
4.  \_\_\_\_\_


## Word Time



get dressed



eat breakfast



study English



watch TV



walk to school



take a shower

### A. Circle and write.

1.




eat

dressed

get

get dressed

2.



walk

TV

watch

3.



walk

to school

write

4.



take

a shower

talk

5.



eat

breakfast

get

6.



sing

English

study

### B. Unscramble and write.

1.

dusty shEglin

2.

tea krabstafe

3.

teg sedrsde

4.

whact VT

5.

kate a howers

6.

lawk ot hocsol

## Practice Time

What are you doing?



We're eating breakfast.



What's he doing?



He's walking to school.


### A. Look and match.

1.



What's she doing?  
She's watching TV.

2.



What are you doing?  
We're studying English.

3.



What's it doing?  
It's eating breakfast.

### B. Look and write.

1.




---

---

---

---

---

---

---

---

2.




---

---

---

---

---

---

---


---



# Phonics Time




May




paint



play



lake



cake



rain

## A. Match and write.

1. P \_ \_ nt      2. c \_ k \_      3. pl \_ \_      4. l \_ k \_      5. M \_ \_      6. r \_ \_ n

a \_ e

ai

ay

## B. Circle and write.

1.       aik      c      ake

---

---

---

2.       aint      p      aynt

---

---

---


3.       ay      pl      ae

---

---

---

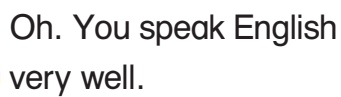
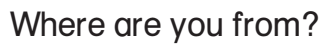
## C. Does it have long a? Look and circle.





## Conversation Time

- C.** Role-play the conversation with a partner.




## What are you doing?

I'm watching TV.



## Word Time

**A.**  Listen and repeat.

**13**

thirteen

**14**

fourteen

**15**

fifteen

**16**

sixteen

**17**

seventeen

**18**

eighteen

**19**

nineteen

**20**

twenty

**25**

twenty-five

**30**

thirty

**40**

forty

**50**

fifty

**B.**  Listen and write the letter.

20 \_\_\_\_ 17 \_\_\_\_ 50 \_\_\_\_ 40 \_\_\_\_ 15 \_\_\_\_ 13 \_\_\_\_ 25 \_\_\_\_ 18 \_\_\_\_


**C.**  Listen and point.

**D.** Write the words. (See pages 60–62.)





## Practice Time

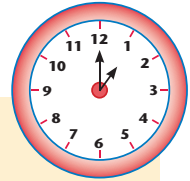
**A.**  Listen and repeat.

What time

is it ?

It's


one o'clock.  
two fifteen.



2 : 15

**B.**  Listen and repeat. Then practise with a partner.

1. What time is it ?  
It's ten fifteen.



2. What time is it ?  
It's eleven forty-five.



3. What time is it ?  
It's twelve twenty-five.



4. What time is it ?  
It's one thirty.




5. What time is it ?  
It's two o'clock.



6. What time is it ?  
It's three fifty-five.




**C.** Look at page 38. Point to the clocks and practise with a partner.


**D.**  Listen and sing along. (See "What Time Is It?" on page 59.)

## Phonics Time


**A.**  Listen and repeat.




**long e**




bee




feet




sleep



meat




read



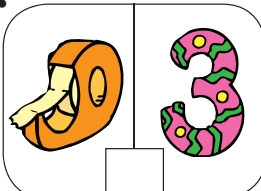
tea

**B.**  Do they both have **long e**? Listen and write ✓ or X.


1.




2.



3.



4.



**C.** Read the words.

1.

**feed**  
**seed**

2.

**sheep**  
**sleep**

3.

**bean**  
**clean**

4.

**meat**  
**seat**

**D.**  Look at C. Listen and point.

**E.**  Listen and match.

1

bake

2

pay

3

beak

4

bait

5

pea

6

beet



## Conversation Time

Where are you from?



I'm from France.

Oh. You speak English very well.



Thank you very much.

### A. Circle and write.



1. Where are you ?

France

from

five

2. from France.

I'm

I

It's

3. Oh. You English very well.

sleep

sick

speak

4. Thank you very

meet

much

mother

### B. Unscramble and write.



from / Where / you / ? / are

\_\_\_\_\_

\_\_\_\_\_

\_\_\_\_\_



France / . / from / I'm

\_\_\_\_\_

\_\_\_\_\_

\_\_\_\_\_



## Word Time

13 thirteen

16 sixteen

19 nineteen

30 thirty

14 fourteen

17 seventeen

20 twenty

40 forty

15 fifteen

18 eighteen

25 twenty-five

50 fifty

### A. Look and circle.

1.  fifteen  
fourteen  
sixteen

2.  twenty  
seventeen  
nineteen

3.  twenty-five  
nineteen  
eighteen

### B. Count, match, and write.

1.  • • 16

2.  • • 20

3.  • • 17

### C. Look and write.

1. 

---

---

---

2. 

---

---

---

3. 

---

---





---

## Practice Time



### A. Look and write the letter.

What time is it?




1. \_\_\_\_\_ It's one thirty-five.

2. \_\_\_\_\_ It's eleven fifty.


3. \_\_\_\_\_ It's eight o'clock.

4. \_\_\_\_\_ It's seven forty-five.


### B. Look and write.



What \_\_\_\_\_ ?



\_\_\_\_\_



\_\_\_\_\_

## Phonics Time



sleep



bee




feet



tea




read




meat

### A. Which picture has long e? Look and circle.


1.



2.




3.




### B. Which picture has a different long vowel sound? Write X.

1.



2.



### C. Circle and write.

1.



bee

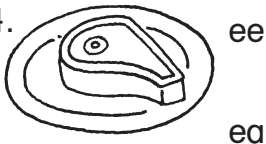
2.



3.



4.



5.



6.







# At the Flower Shop

## Conversation Time

**A.** Listen and repeat.



Where do you live ?



I live in Oakville.




Oh, really ? Me, too.



I like it. It's a nice place.

**B.** Listen and find the speakers.

**C.** Role-play the conversation with a partner.



**D.** Review. Listen and repeat.



## Word Time

**A.**  Listen and repeat.


1.  red

2.  yellow

3.  blue

4.  green

5.  orange

6.  brown

7.  white

8.  black

**B.**  Listen and write the letter.

**C.** Point and say the words.

**D.**  Listen and point.

**E.** Write the words.  
(See pages 60–62.)





## Practice Time

**A.**  Listen and repeat.

This is | red.  
That's | a red flower.

That's = That is

These | are | yellow.  
Those | are | yellow flowers.

**B.**  Listen and repeat. Then practise with a partner.


1.

That's white.  
That's a white flower.



2.

Those are orange.  
Those are orange flowers.



3.

These are yellow.  
These are yellow flowers.



4.

This is red.  
This is a red flower.



5.

These are blue.  
These are blue butterflies.



6.

Those are green.  
Those are green trees.




**C.** Look at page 46. Point to the picture and practise with a partner.

**D.**  Listen and chant. (See "The Colour Chant" on page 59.)




## Phonics Time


**A.**  Listen and repeat.




**long i**




bike




five




kite



light



night



tight

**B.**  Does it have **long i**? Listen and write ✓ or X.

1.


☐

2.


☐

3.


☐

4.


☐

5.


☐

**C.** Read the words.

1.

hide  
ride

2.

fine  
nine

3.

bike  
like


4.

night  
right

**D.**  Look at C. Listen and point.


**E.**  Listen and match.

1




beet

2




mean

3




like

4




mine

5



bite



6



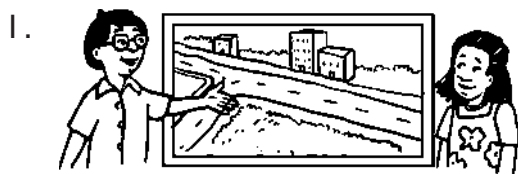
lake



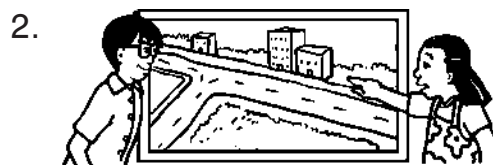
## Conversation Time



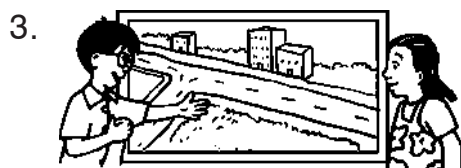
### A. Look and circle.




What do you live?  
Where do you live?  
Where does you live?



I live in Oakville.  
It's alive in Oakville.  
I live Oakville.



Really, Oh! Me, too.  
Oh, really? Me, two.  
Oh, really? Me, too.

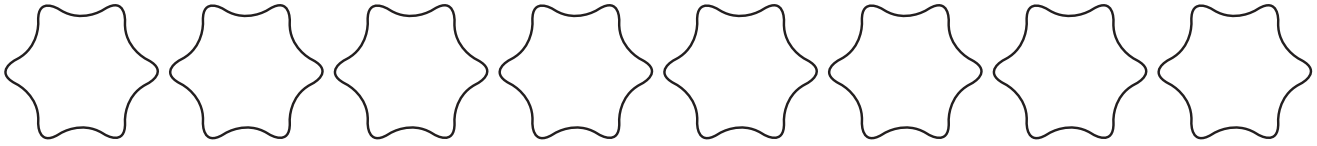


I like it. It's a nice place.  
You like it. It's a nice play.  
I like it. It's a nine place.

### B. Your turn. Draw and write.



## Word Time



yellow

blue

orange

green

red

black

white

brown

### A. Read and match. Then colour.

1.

yellow

2.

red

3.

green

4.



brown

5.

blue

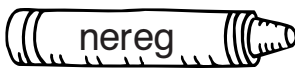
6.

white



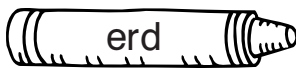
### B. Unscramble and write. Then colour.

1.

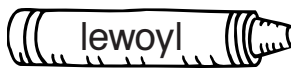


green

2.



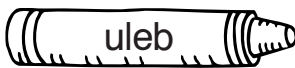
3.



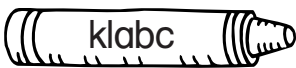
4.



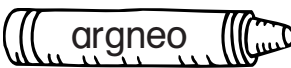
5.



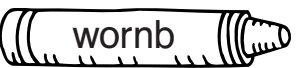
6.



7.



8.





## Practice Time

This is yellow.



That's a green tree.



These are red flowers.



Those are black.



### A. Look and check (✓) the correct box. Then colour.

1.


☐

This is red.

☐

Those are red.

2.


☐

Those are green trees.

☐

That's a green tree.

3.


☐

These are black birds.

☐

This is a black bird.

4.


☐

That's an orange flower.

☐

Those are orange flowers.

### B. Colour and write.

1.



This is a butterfly.

2.



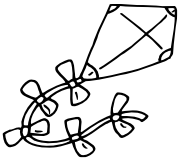
3.




4.




## Phonics Time



kite



bike



five



night



light




tight

### A. Which pictures have long i ? Circle.


1.



2.



3.



### B. Match and write.

1.

n \_ \_ t

2.

k \_ t \_

3.

f \_ v \_


4.

l \_ \_ t

i \_ e

igh

### C. Circle and count the long i words.



How many long i words? \_\_\_\_\_




## Review 2

### Story Time



**A.** Listen and repeat.



**B.** Look at A. Listen and point.

**C.** Role-play these scenes.



## Activity Time



**A.** Listen and match.

1.	2.	3.	4.	5.	6.

**B.** Listen and write the time.

1. \_\_\_\_ : \_\_\_\_    2. \_\_\_\_ : \_\_\_\_    3. \_\_\_\_ : \_\_\_\_    4. \_\_\_\_ : \_\_\_\_    5. \_\_\_\_ : \_\_\_\_    6. \_\_\_\_ : \_\_\_\_

**C.** Listen and circle.

1. meal    mail

2. tray    tree

3. fight    feet

4. lake    like

5. beak    bike

6. main    mine

**D.** Listen and circle ✓ or X.



X    ✓



X    ✓



X    ✓



X    ✓



## Review 2

### A. Circle the mistakes. Then rewrite.

1. may i speak To Hisham, please.

May I speak to Hisham, please?

2. where Do you Live.

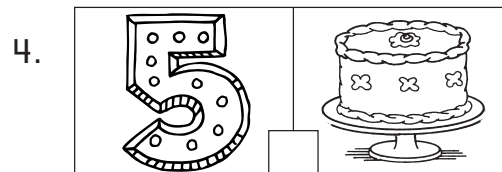
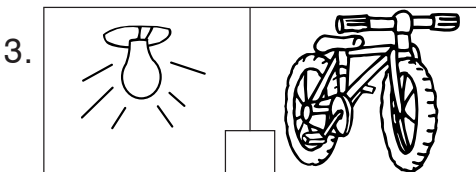


3. thank You Very much?

4. Oh, Really! Me, too?

5. sure? hold On?

6. where are You from!





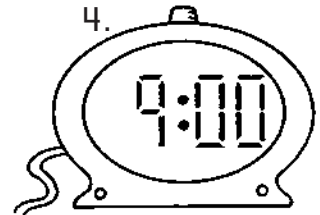
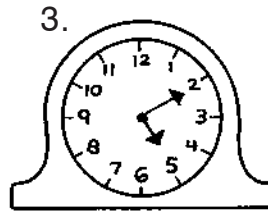
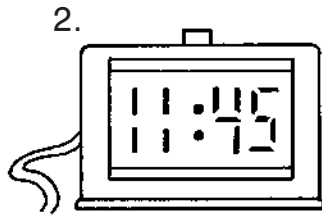

### B. Do they both have the same long vowel sound? Write ✓ or X .




## Review 2

### A. Read and write.

What time is it?



### B. Read and write.



What are they doing?

---

---

---



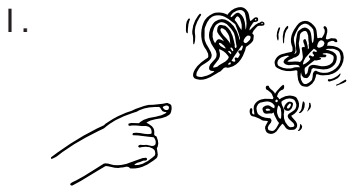
She's eating breakfast.

---

---

---

### C. Colour and write.




---

---

---




---

---

---






## Songs and Chants



### The Family Song

(Melody: Skip to My Lou)



Who's he?

He's my brother.

Who's he?

He's my father.

Who's he?

He's my grandfather.

This is my family.

Who's she?

She's my sister.

Who's she?

She's my mother.

Who's she?

She's my grandmother.

This is my family.



### He Isn't Reading

He isn't reading.

He isn't reading.

He isn't writing.

He isn't writing.

He isn't reading.

He isn't writing.

He's drawing! He's drawing!

She isn't eating.

She isn't eating.

She isn't talking.

She isn't talking.

She isn't eating.

She isn't talking.

She's sleeping! She's sleeping!





### We're Singing

(Melody: Old MacDonald)



We're singing! La, la, la!  
 You're singing now.  
 We're singing! La, la, la!  
 You're singing now.  
 You're crying.  
 We aren't crying.  
 You're shouting.  
 We aren't shouting.  
 We're singing! La, la, la!  
 You're singing now.



We're running. Run, run, run!  
 You're running now.  
 We're running. Run, run, run!  
 You're running now.  
 You're walking.  
 We aren't walking.  
 You're laughing.  
 We aren't laughing.  
 We're running. Run, run, run!  
 You're running now.




### What's He Doing?

(Melody: Clementine)

What's he doing?  
 What's he doing?  
 What's Kareem doing now?  
 He's eating,  
 He's eating,  
 He's eating breakfast now.

What's she doing?  
 What's she doing?  
 What's Mona doing now?  
 She's watching,  
 She's watching,  
 She's watching TV now.

What are they doing?  
 What are they doing?  
 What are Kareem and Mona doing now?  
 They're studying,  
 They're studying,  
 They're studying English now.





## What Time Is It?

(Melody: Mary Had a Little Lamb)

What time is it?

It's three o'clock.

Three o'clock.

Three o'clock.

What time is it?

It's three o'clock.

It's three o'clock right now.

What time is it?

It's four forty-five.

Four forty-five.

Four forty-five.

What time is it?

It's four forty-five.

It's four forty-five right now.

What time is it?

It's five fifteen.

Five fifteen.

Five fifteen.

What time is it?

It's five fifteen.

It's five fifteen right now.



## The Colour Chant



This is white.

This is a white dog.

This is white.

This is a white dog.

That's black.

That's a black bird.

That's black.

That's a black bird.

These are orange.

These are orange flowers.

These are orange.

These are orange flowers.

Those are green.

Those are green trees.

Those are green.

Those are green trees.



# My Picture Dictionary

Write the words.

**B b**



\_\_\_\_\_

\_\_\_\_\_



\_\_\_\_\_

\_\_\_\_\_



\_\_\_\_\_

\_\_\_\_\_



\_\_\_\_\_

\_\_\_\_\_

**C c**



\_\_\_\_\_

\_\_\_\_\_



\_\_\_\_\_

\_\_\_\_\_



\_\_\_\_\_

\_\_\_\_\_

**D d**



\_\_\_\_\_

\_\_\_\_\_



\_\_\_\_\_

\_\_\_\_\_

**E e**



\_\_\_\_\_

\_\_\_\_\_

**18**

\_\_\_\_\_

\_\_\_\_\_

**80**

\_\_\_\_\_

\_\_\_\_\_

**F f**



\_\_\_\_\_

\_\_\_\_\_

**15**

\_\_\_\_\_

\_\_\_\_\_

**50**

\_\_\_\_\_

\_\_\_\_\_

**40**

\_\_\_\_\_

\_\_\_\_\_

**14**

\_\_\_\_\_

\_\_\_\_\_

**G g**



\_\_\_\_\_

\_\_\_\_\_



\_\_\_\_\_

\_\_\_\_\_




---

---

---

---



**I i**




---

---

---

---

**J j**




---

---

---

---




---

---

---

---





---

---

---

---

**K k**




---

---

---

---

**L l**




---

---

---

---




---

---

---

---




---

---

---

---

**M m**




---

---

---

---

**N n**




---

---

---

---

**19**

---

---

---

---

**O o**




---

---

---

---

**Q q**




---

---

---

---

**P p**




---

---

---

---




---

---

---

---

**R r**




---

---

---

---




---

---

---

---




---

---

---

---




---

---

---

---



S s

17



16



T t



13

30

20

25

W w



Y y





## ✓ Checklist 1 (Units 1–3)

### A. I can say these sentences.

1. ☐



Who's she? She's my sister.  
Who's he? He's my brother.

2. ☐



I'm talking. I'm not eating.  
He's sleeping. He isn't reading.

3. ☐



You're running. You aren't walking.  
They're laughing. They aren't crying.

### B. I can say these words.

1. mother

☐


2. shout

☐


3. write

☐


4. grandfather

☐


5. draw

☐


6. grandmother

☐


7. sing

☐


8. father

☐


### C. I can talk about this picture. ☐



### D. I can read these words.

jet

☐

run

☐

cat

☐

jam

☐

leg

☐

duck

☐

box

☐

red

☐

## ✓ Checklist 2 (Units 4–6)

**A.** I can say these sentences.

1. ☐



What's she doing? She's taking a shower.  
What are they doing? They're eating breakfast.

2. ☐



What time is it?  
It's two twenty.

3. ☐



That's red. This is white.  
Those are blue. These are green.

**B.** I can say these words.

1. yellow

☐


2. fifty

☐

50

3. brown

☐


4. forty-two

☐

42

5. walk to school

☐


6. black

☐


7. study English

☐


8. thirty-six

☐

36

**C.** I can talk about this picture. ☐



**D.** I can read these words.

May

☐

tea

☐

bike

☐

feet

☐

cake

☐

night

☐

rain

☐

bee

☐

## Word List

The numbers to the right of the entries indicate the page on which the word is introduced. Words in **blue** appear only in the art (on the Conversation Time pages).

### A

aren't 19  
aunt 1

### B

bee 40  
bike 48  
birthday 9  
black 46  
blue 46  
box 20  
breakfast 30  
brother 2  
brown 46

### C

cake 32  
cat 20  
clap 17  
colour 9  
come here ii  
cook dinner 29  
cool 9  
count iv  
cousin 1  
cry 18  
crying 19

### D

dance 17  
draw 10

drawing 11  
drink tea 29

duck 20

### E

eat 10  
eat breakfast 30  
eating 11  
eating breakfast 31  
eighteen 38  
eighty 37  
English 30

### F

father 2  
feet 40  
fifteen 38  
fifty 38  
five 48  
for 17  
forty 38  
fourteen 38  
France 37  
from 37

### G

get dressed 30  
getting dressed 31  
grandfather 2  
grandmother 2  
gray 45  
green 46

### H

happy birthday 17  
hold on 29  
how old 1

### I

in 45

### J

jacket 4  
jam 4  
jet 4

### K

kiss 17  
kite 48

### L

lake 32  
lamb 12  
laugh 18  
laughing 19  
leg 12  
lemon 12  
light 48  
live 45  
look at the board iii

### M

May 32  
meat 40

Monday 9  
mother 2  
much 37

### N

nice 45  
night 48  
nineteen 38  
no problem 29

### O

o'clock 39  
oh 37  
on Wednesday 9  
open 17  
orange 46

### P

paint 32  
pay attention iv  
pink 45  
place 45  
play 32  
purple 45

### Q

queen 20

### R

rabbit 12



rain	32	sixteen	38	they're	19	walking to school	31
raise your hand	iii	sixty	37	thirteen	38	watch TV	30
read	10	sleep	10	thirty	38	watching TV	31
reading	11	sleeping	11	those	47	we	19
really	45	speak	29	tight	48	Wednesday	9
red	12	spell the word	iii	time	39	well	37
ride	48	stand	9	today	9	we're	19
run	12	stop talking	iv	too	45	what time	39
running	19	study English	30	Tuesday	9	where	37
<b>S</b>		studying English	31	TV	30	white	46
school	30	Sure	29	twenty	38	who's	3
see	1	<b>T</b>		twenty-five	38	word	iii
seventeen	38	take a break	iv	<b>U</b>		write	10
seventy	37	take a shower	30	uncle	1	writing	11
shout	18	taking a shower	31	<b>V</b>		<b>Y</b>	
shouting	19	talk	10	very	37	yellow	4
shower	30	talking	11	<b>W</b>		yogurt	4
sing	18	talk on the phone	29			yo-yo	4
singing	19	ten	1				
sister	2	thanks	17	walk	18		
sit	9	these	47	walking	19		
six	1	they	19	walk to school	30		

## UNIT 2 TEST

### A. Listen and write the number.

\_\_\_ Cool!

\_\_\_ Is today Monday?

\_\_\_ No, it's Tuesday.

\_\_\_ Yay! My birthday is on Wednesday!

### B. Does it begin with l or r? Listen and match.

1.



•

2.



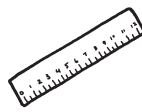
•

3.



•

4.



•

5.



•

6.



•



### C. Unscramble and write.

1.



s e l p e

\_\_\_\_\_

2.



e d a r

\_\_\_\_\_

3.



r i e t w

\_\_\_\_\_

4.



d w a r

\_\_\_\_\_

### D. Look and write.



1.



I'm \_\_\_\_\_.

\_\_\_\_\_

2.



She's \_\_\_\_\_.

\_\_\_\_\_

## UNIT 3 TEST

### A. Listen and write.



1. This is \_\_\_\_\_ you.
2. \_\_\_\_\_ birthday!
3. \_\_\_\_\_
4. You're \_\_\_\_\_. \_\_\_\_\_ it.

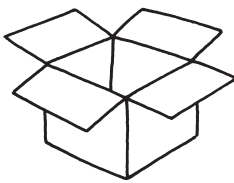
### B. Does it have **c**, **-ck**, **q**, or **-x**? Listen and circle.

1.




c    q

2.




-ck    -x

3.



c    q

4.



-ck    -x

### C. Look and match.

1.



shout

2.



walk

3.



laugh

4.



run

5.



sing

### D. Look and write.

1.



They're \_\_\_\_\_.

\_\_\_\_\_

2.



We're \_\_\_\_\_.

\_\_\_\_\_



## UNIT 4 TEST

### A. Listen and write the number.

\_\_\_ Sure. Hold on.


\_\_\_ No problem.

\_\_\_ Hello?


\_\_\_ Hello. May I speak to Hisham, please?

### B. Does it have long a? Listen and write ✓ or X.

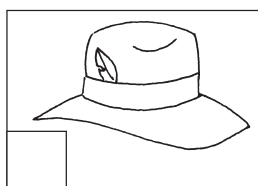
1.



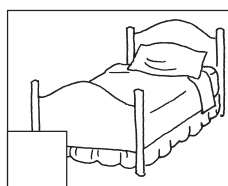
2.



3.



4.



### C. Read and match.

1. get

2. eat

3. walk

4. study

5. watch

6. take

●

●

●

●

●

●

●

●

●

●

●

●

to school

English

dressed

breakfast

a shower

TV

### D. Look and write.

1.



What's she doing? \_\_\_\_\_

\_\_\_\_\_

2.



What \_\_\_\_\_?

\_\_\_\_\_


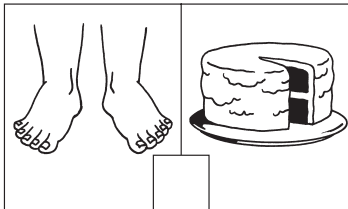
\_\_\_\_\_

## UNIT 5 TEST




### A. Listen and match.

- |                  |                      |
|------------------|----------------------|
| 1. Where are     | ● very much.         |
| 2. I'm from      | ● English very well. |
| 3. Oh. You speak | ● France.            |
| 4. Thank you     | ● you from?          |

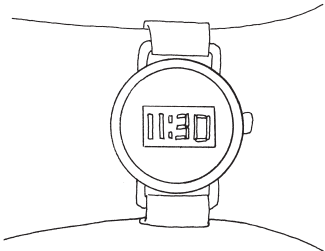


### B. Do they both have long e? Listen and write ✓ or X.

- |   |  |   |
|---|--|---|
| 1.  | 2.  | 3.  |
|---|--|---|

### C. Look and circle.

- |  |   |  |
|--|---|--|
| 1.  three<br>thirteen<br>thirty | 2.  twenty<br>twelve<br>thirty | 3.  forty-six<br>fifty-eight<br>forty-eight |
|--|---|--|

### D. Look and write.

- |  |   |  |
|--|---|--|
| 1.  | 2.  | 3.  |
| What time _____?   | What _____?   | What _____?  |
| It's _____.  | It's _____.   | It's _____.  |

## UNIT 6 TEST


### A. Listen and circle.




1. Where | do | they | live?  
What | you
2. You | live | in | Oakville.  
I | on
3. Oh | really? | You, | too.  
Yes | Me,
4. I | like | it. It's a | nice | place.  
love | nine

### B. Does it have long i? Listen and write ✓ or X.


1.




2.



3.

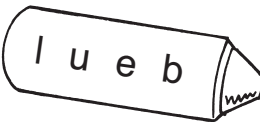


4.



### C. Unscramble and write. Then color.

1.



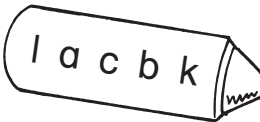
\_\_\_\_\_

2.



\_\_\_\_\_

3.



\_\_\_\_\_

4.



\_\_\_\_\_

### D. Look and write. Then .



1.

1. \_\_\_\_\_ red.

Those \_\_\_\_\_.


2. \_\_\_\_\_ yellow.

These \_\_\_\_\_.



## MIDTERM TEST

### A. Listen and circle ✓ or X.



✓      X



✓      X



✓      X

### B. Listen and match.

- |                                 |   |                        |
|---------------------------------|---|------------------------|
| 1. How old are you?             | ● | ● I'm from France.     |
| 2. Is today Monday?             | ● | ● I'm ten.             |
| 3. Where are you from?          | ● | ● I live in Oakville.  |
| 4. Where do you live?           | ● | ● No, it's Tuesday.    |
| 5. May I speak to Hisham?       | ● | ● Thank you very much. |
| 6. You speak English very well. | ● | ● Sure. Hold on.       |

### C. Listen and write.

1. \_\_\_\_\_ do you \_\_\_\_\_?

2. I live \_\_\_\_\_ Oakville.

3. Oh \_\_\_\_\_? Me, too.

4. I like it. It's a \_\_\_\_\_ place.

1. Is today \_\_\_\_\_?










2. No, it's \_\_\_\_\_.

3. Yay! \_\_\_\_\_ birthday is  
on \_\_\_\_\_.

4. \_\_\_\_\_

## MIDTERM TEST


### D. Listen and write.

- |   |  |   |
|---|--|---|
| 1.  __et   | 2.  __at    | 3.  __amb  |
| 4.  __ueen | 5.  __un    | 6.  __o-yo |
| 7.  bo__   | 8.  du_____ | 9.  __emon |

### E. Listen and circle.

- |                  |                  |                 |
|------------------|------------------|-----------------|
| 1. late    light | 2. feet    fight | 3. lake    like |
| 4. take    tea   | 5. Kate    kite  | 6. May    meat  |
| 7. night    neat | 8. read    raid  | 9. bike    beak |


### F. Look and write.



1. \_\_\_\_\_
2. \_\_\_\_\_
3. \_\_\_\_\_
4. \_\_\_\_\_
5. \_\_\_\_\_
6. \_\_\_\_\_

## MIDTERM TEST

### G. Look and match.



●  
sing

●  
get dressed

●  
draw

●  
study English

●  
write

### H. Read and write the number.



### I. Unscramble and write.

1. my / She's / sister / .

2. flowers / are / . / Those / yellow

\_\_\_\_\_

\_\_\_\_\_

3. taking / . / He's / shower / a

4. school / . / to / We're / walking

\_\_\_\_\_

\_\_\_\_\_

5. is / time / ? / What / it

6. isn't / reading / She / .

\_\_\_\_\_

\_\_\_\_\_



## MIDTERM TEST

### J. Look and write.

1.



What time is it?

\_\_\_\_\_

2.



Who's he?

\_\_\_\_\_


3.



What's she doing?

\_\_\_\_\_


4.



I'm \_\_\_\_\_.

\_\_\_\_\_

5.



They're \_\_\_\_\_.

\_\_\_\_\_

6.




\_\_\_\_\_ orange.

\_\_\_\_\_

### K. Unscramble and write. Then color.

1.



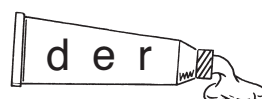
\_\_\_\_\_

2.




\_\_\_\_\_

3.



\_\_\_\_\_

4.



\_\_\_\_\_

<b>Book size</b>	<b>:</b>	<b>20 × 28</b>
<b>Number of pages</b>	<b>:</b>	<b>76</b>
<b>Weight of paper sheet</b>	<b>:</b>	<b>80 gm</b>
<b>Weight of cover sheet</b>	<b>:</b>	<b>300 gm</b>
<b>Print colour</b>	<b>:</b>	<b>4 colours</b>
<b>Registration No.</b>	<b>:</b>	