


••• **Cambridge Young Learners English Tests**
Second edition



CAMBRIDGE

Starters

4



Answer Booklet

Examination Papers from
University of Cambridge
ESOL Examinations

Cambridge Books for Cambridge Exams •••

Introduction

The *Cambridge Young Learners English Tests* offer an elementary-level testing system for learners of English between the ages of 7 and 12. The tests include 3 key levels of assessment: *Starters*, *Movers* and *Flyers*.

Starters is the lowest level in the system. Test instructions are very simple and consist only of words and structures specified in the syllabus.

The complete test lasts about 45 minutes and has the following components: Listening, Reading and Writing, and Speaking.

	length	number of parts	number of items
Listening	approx. 20 minutes	4	20
Reading and Writing	20 minutes	5	25
Speaking	approx. 3 – 5 minutes	5	–

Candidates need a pen or pencil for the Reading and Writing paper, and coloured pens or pencils for the Listening paper. All answers are written on the question papers.

Listening

In general, the aim is to focus on the 'here and now' and to use language in meaningful contexts. In addition to multiple choice and short answer questions, candidates are asked to use coloured pencils to mark their responses to one task. There are 4 parts. Each part begins with a clear example.

	main skill focus	input	expected response	number of questions
1	listening for words and prepositions	picture and dialogue	carry out instructions and position things correctly on a picture	5
2	listening for numbers and spelling	illustrated comprehension questions and dialogue	write numbers and names	5
3	listening for specific information (present tenses)	3-option multiple choice pictures and dialogues	tick correct box next to picture	5
4	listening for words, colours and prepositions	picture and dialogue	carry out instructions, locate objects, and colour correctly (range of colours is: black, blue, brown, green, grey, orange, pink, purple, red, yellow)	5

Reading and Writing

Again, the focus is on the 'here and now' and the use of language in meaningful contexts where possible. To complete the test, candidates need a single pen or pencil of any colour. There are 5 parts, each starting with a clear example.

	main skill focus	input	expected response	number of questions
1	reading short sentences and recognising lexis	lexical items, pictures, and sentences	tick or cross to show if sentence is true or false	5
2	reading sentences about a picture and writing one-word answers	1 picture and sentences	write 'yes'/'no'	5
3	spelling of single words	pictures and sets of jumbled letters	write words	5
4	reading a text writing missing words (nouns)	cloze text words and pictures	choose and copy missing words correctly	5
5	reading questions about a picture story writing one-word answers	story presented through 3 pictures and questions	write one-word answers to questions	5

Speaking

In the Speaking test, the candidate speaks with 1 examiner for about 4 minutes. The format of the test is explained in advance to the child in their native language, by a teacher or person familiar to them. This person then takes the child into the exam room and introduces them to the examiner.

Speaking ability is assessed according to various criteria, including comprehension, the ability to produce an appropriate response and pronunciation.

	main skill focus	input	expected response
1	understanding and following spoken instructions	scene card	point to the correct part of the picture
2	understanding and following spoken instructions	scene card and 8 small object cards	place the object cards on the scene card as directed
3	understanding and answering spoken questions	scene card	answer questions with short answers
4	understanding and answering spoken questions	3 object cards	answer questions with short answers
5	understanding and responding to personal questions	no visual prompt	answer questions with short answers

Further information

The topics, structures, words and tasks upon which the *Cambridge Young Learners English Tests* are based are comprehensively described in the Handbook, so teachers or parents can know exactly what to expect.

Further information about the *Cambridge Young Learners English Tests* can be obtained from the Local Secretary for Cambridge ESOL examinations in your area, or from:

Cambridge ESOL (YLE Subject Officer)

Cambridge Assessment

1 Hills Road

Cambridge

CB1 2EU

United Kingdom

Telephone: +44 1223 553997

Fax: +44 1223 460278

e-mail: ESOLHelpdesk@CambridgeESOL.org

www.CambridgeESOL.org


Test 1 Answers

Listening

Part 1 (5 marks)

Lines should be drawn between:

- 1 the fish and on the mat
- 2 the crocodile and under the chair
- 3 the lizard and in front of the table
- 4 the duck and in the bath
- 5 the frog and between the window and the clock



Part 2 (5 marks)

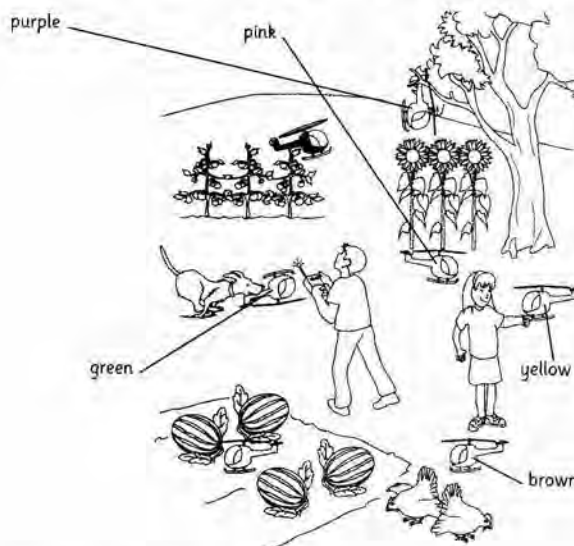
- 1 Water (Street) (correct spelling)
- 2 12/twelve
- 3 John (correct spelling)
- 4 5/five
- 5 4/four

Part 3 (5 marks)

- 1 C
- 2 B
- 3 C
- 4 A
- 5 B

Part 4 (5 marks)

- 1 Colour the helicopter in the tree – purple
- 2 Colour the helicopter in the dog's mouth – green
- 3 Colour the helicopter between the girl and the chickens – brown
- 4 Colour the helicopter flying in front of the flowers – pink
- 5 Colour the helicopter in the girl's hand – yellow



TRANSCRIPT Hello. This is the Cambridge Starters Practice Listening Test, Test 1.

Part 1 Look at Part 1. Now look at the picture. Listen and look. There is one example.

[pause]

WOMAN: Put the bird next to the mirror.

MAN: Sorry?

WOMAN: Put the bird next to the mirror, please.

MAN: OK.

[pause]

Can you see the line? This is an example. Now you listen and draw lines.

[pause]

1

WOMAN: Put the fish on the mat.

MAN: Sorry? Put the fish where?

WOMAN: On the mat, please.

MAN: Right.

[pause]

2

WOMAN: Can you find the crocodile?

MAN: Yes.

WOMAN: Well, put it under the chair.

MAN: OK. The crocodile is under the chair.

[pause]

3

WOMAN: Put the lizard in front of the table, please.

MAN: Pardon? Put the lizard where?

WOMAN: In front of the table.

MAN: OK.

[pause]

4

WOMAN: Can you see the bath?

MAN: Yes I can.

WOMAN: Well, put the duck in the bath.

MAN: The duck? OK.

[pause]

5

WOMAN: And now, put the frog between the window and the clock.

MAN: The frog?

WOMAN: That's right.
MAN: OK. It's between the window and the clock.
[pause]

Now listen to Part 1 again.

[The recording is repeated.]

[pause]

That is the end of Part 1.

[pause]

Part 2 *Look at the picture. Listen and write a name or a number. There are two examples.*

[pause]

WOMAN: Hello! What's your name?

BOY: Nick.

WOMAN: How do you spell it?

BOY: N - I - C - K.

[pause]

WOMAN: How old are you, Nick?

BOY: I'm eight.

WOMAN: Eight?

BOY: Yes. It's my birthday today!

WOMAN: Happy birthday!

[pause]

Can you see the answers? Now you listen and write a name or a number.

[pause]

1

WOMAN: Where do you live, Nick?

BOY: In a house in Water Street.

WOMAN: Is that W - A - T - E - R?

BOY: Yes, that's right.

[pause]

2

WOMAN: What number is your house?

BOY: It's number twelve.

WOMAN: Sorry? What number?

BOY: Number twelve.

[pause]

3

WOMAN: And is that your favourite toy?

BOY: My big, ugly monster! Yes, he's my favourite.

WOMAN: What's his name?

BOY: It's John.

WOMAN: Can you spell that?

BOY: Yes, I can. It's J - O - H - N.

[pause]

4

WOMAN: And how many feet has your monster got. I can't see.

BOY: He's got five red feet. Look!

WOMAN: Five feet!

BOY: Yes!

[pause]

5

WOMAN: And he's got lots of hands!

BOY: Yes, he's got four hands.

WOMAN: Sorry? Four?

BOY: That's right. I love my monster!

[pause]

Now listen to Part 2 again.

[The recording is repeated.]

[pause]

That is the end of Part 2.

[pause]

Part 3 *Look at the pictures. Listen and look. There is one example.*

[pause]

Which T-shirt can Sue wear today?

[pause]

WOMAN: Where's your new blue T-shirt, Sue?

GIRL: Oh! It's at school! Can I wear my red T-shirt today, Mum?

WOMAN: No, it's dirty.

GIRL: OK. Well, I can wear my yellow T-shirt. That's clean.

[pause]

Can you see the tick? Now you listen and tick the box.

[pause]

1 *What's Sam drawing?*

BOY: Do you like my drawing, Grandmother?

WOMAN: Yes. Um, what is it, Sam? I can't see. Is it a hippo or a horse?

BOY: No, they don't have big ears!

WOMAN: Oh, I can see now. It's an elephant.

[pause]

2 *Which sport's on TV today?*

BOY: Is there soccer on TV today, Pat?

GIRL: No, not today.

BOY: Well, what sport can we watch? Swimming?

GIRL: No, today we can watch our favourite sport - hockey!

[pause]

3 *What's Grandfather doing?*

BOY: Dad! Where's Grandfather? Is he in the garden?

MAN: No, he's in his bedroom.

BOY: Is he sleeping?

MAN: No, he's listening to the radio.

[pause]

4 What does May want for breakfast?

WOMAN: May, do you want an egg for your breakfast?
 GIRL: No, thank you, Mum. Can I have a banana?
 WOMAN: OK. And do you want juice or milk?
 GIRL: Juice, please.
 [pause]

5 What's Kim doing?

WOMAN: What are you doing, Kim? Are you colouring a picture?
 BOY: No. I'm writing.
 WOMAN: Are you writing a story?
 BOY: No, I'm writing the numbers one to ten in my book. Look!
 [pause]

Now listen to Part 3 again.

[The recording is repeated.]

[pause]

That is the end of Part 3.

[pause]

Part 4 Look at the picture. Listen and look. There is one example.

[pause]

MAN: Can you see the helicopter next to the tomatoes?
 GIRL: Yes.
 MAN: Well, colour it blue.
 GIRL: Which colour?
 MAN: Colour it blue. The helicopter next to the tomatoes.

[pause]

Can you see the blue helicopter next to the tomatoes? This is an example. Now you listen and colour.

[pause]

1

MAN: Can you see the tree?
 GIRL: Yes. Oh look, there's a helicopter in it!
 MAN: Well, colour it purple.
 GIRL: OK. A purple helicopter in the tree.

[pause]

2

MAN: Look at the dog!
 GIRL: What's he doing?
 MAN: He's got a helicopter in his mouth and he's running in the garden.
 GIRL: Can I colour that helicopter green?
 MAN: Yes. Now the dog's got a green helicopter in his mouth.
 GIRL: He's a very happy dog!

[pause]

3

MAN: Can you see the helicopter between the girl and the chickens?
 GIRL: Where?
 MAN: Between the girl and the chickens.
 GIRL: Oh yes. Can I colour it brown?
 MAN: Yes. Colour that helicopter brown.
 [pause]

4

MAN: Look. That helicopter's flying in front of the flowers.
 GIRL: Oh yes.
 MAN: Do you want to colour it?
 GIRL: Yes, please. Can I colour it pink?
 MAN: OK. Colour the helicopter in front of the flowers pink.
 [pause]

5

MAN: Can you see the helicopter in the girl's hand?
 GIRL: Where?
 MAN: In the girl's hand.
 GIRL: Oh yes.
 MAN: Well, colour it yellow.
 GIRL: OK. I'm colouring that helicopter yellow. Look! It's a beautiful picture now!
 [pause]

Now listen to Part 4 again.

[The recording is repeated.]

[pause]

That is the end of the Starters Practice Listening Test 1.

Reading and Writing

Part 1 (5 marks)

1 X 2 ✓ 3 X 4 ✓ 5 X

Part 2 (5 marks)

1 yes 2 yes 3 no 4 no 5 yes

Part 3 (5 marks)

1 book 2 ruler 3 school 4 teacher
 5 computer

Part 4 (5 marks)

1 face 2 legs 3 house 4 garden
 5 children

Part 5 (5 marks)

1 milk 2 red 3 school
 4 girl/friend/girlfriend 5 wall

Speaking

Part	Examiner does this:	Examiner says this:	Minimum response expected from child:	Back-up questions:
	Usher brings candidate in.	Usher to examiner: Hello. This is (child's name*). Examiner: Hello, *. My name's Jane/Ms Smith.	Hello	
1	Points to Scene card. Points to door.	Look at this. This is a dining room. The mother is looking at the children. Here's the door. *, where's the window? Where's the table?	Points to items in picture.	Is this the window? Is this the table?
2	Points to Object cards.	Now look at these. Which is the mouse? I'm putting the mouse under the table. Now you put the mouse behind the green chair. Which is the phone/box? Put the phone/box on the piano. Which is the camera? Put the camera next to the mother.	Points to Object card. Puts Object card in place. Points to Object card. Puts Object card in place. Points to Object card. Puts Object card in place.	Is this the mouse? (pointing to mouse) Where's the green chair? Behind the green chair. Is this the phone/box? (pointing to phone/box) Where's the piano? On the piano. Is this the camera? (pointing to camera) Where's the mother? Next to the mother.
3	Removes Object cards and points to the red lamp on Scene card. Points to boys.	Now, *, what's this? What colour is it? How many lamps are there? What are the boys doing?	lamp red two playing	Is it a lamp? Is it yellow/red? Is there one? Two? Are they playing?
4	Puts Scene card away and picks out three Object cards.			
4.1	Shows bed card.	What's this? Have you got a big bed or a small bed? How many beds are there in your house?	bed big/small four	Is it a bed? Is your bed small? Are there four?
4.2	Shows spider card.	What's this? Do you like spiders? What's your favourite animal?	spider yes/no cat	Is it a spider? Do you like cats?
4.3	Shows rice/French fries card	What's this? Do you eat rice/French fries for lunch? What food do you like?	rice/French fries yes/no ice cream	Is it rice/French fries? Do you like ice cream?
5	Puts away all cards.	Now, *, what's your friend's name? How old is your friend? What sports do you play?	Anna seven football	Is her/his name Anna/Tom? Is she/he seven? Do you play football?
		OK, Thank you, *. Goodbye.	Goodbye Leaves	

* Remember to use the child's name throughout the test.

Test 2 Answers

Listening

Part 1 (5 marks)

Lines should be drawn between:

- 1 the spider and inside the box
- 2 the fish and next to the frog
- 3 the elephant and in front of the man
- 4 the snake and between the crocodile and the bird
- 5 the monkey and in the tree



Part 2 (5 marks)

- 1 7/seven 2 18/eighteen 3 Kim (correct spelling)
- 4 9/nine 5 Ben (correct spelling)

Part 3 (5 marks)

- 1 A 2 A 3 C 4 B 5 C

Part 4 (5 marks)

- 1 Colour the T-shirt on the desk next to the hat – green
- 2 Colour the T-shirt between the bag and the robot – pink
- 3 Colour the T-shirt behind the chair – red
- 4 Colour the T-shirt in front of the door – orange
- 5 Colour the T-shirt under the desk – yellow



TRANSCRIPT *Hello. This is the Cambridge Starters Practice Listening Test, Test 2.*

Part 1 Look at Part 1. Now look at the picture. Listen and look. There is one example.

[pause]

MAN: Can you see the hippo?
WOMAN: Yes, I can.
MAN: Put it in the water.
WOMAN: Put the hippo in the water? OK.

[pause]

Can you see the line? This is an example. Now you listen and draw lines.

[pause]

1

MAN: Put the spider in the box, please.
WOMAN: Put the spider where?
MAN: In the box.
WOMAN: OK. There it is.

[pause]

2

WOMAN: Can I put the fish next to the frog?
MAN: Yes. That's good.
WOMAN: Right. The fish is next to the frog.
[pause]

3

WOMAN: Now, put the elephant here, in front of the man.
MAN: Put the elephant in front of the man?
WOMAN: Yes. Is that OK?
MAN: Yes.
[pause]

4

MAN: Can you find the snake?
WOMAN: Here it is.
MAN: Can you put it between the crocodile and the bird?
WOMAN: Put the snake between the crocodile and the bird. OK.
[pause]

5

WOMAN: Now, where can I put the monkey?
MAN: In the tree.

WOMAN: OK. I'm putting the monkey in the tree.
MAN: Thank you.

[pause]

Now listen to Part 1 again.

[The recording is repeated.]

[pause]

That is the end of Part 1.

[pause]

Part 2 *Look at the picture. Listen and write a name or a number. There are two examples.*

[pause]

WOMAN: Hello, Tom. Are these your photos?

BOY: Yes they are.

WOMAN: They're very good. How many have you got?

BOY: I've got six.

WOMAN: Six photos?

BOY: Yes.

[pause]

WOMAN: I like this photo of your cat. What's his name?

BOY: It's Happy.

WOMAN: Can you spell that?

BOY: H - A - P - P - Y.

WOMAN: That's a good name. He's a beautiful cat!

[pause]

Can you see the answers? Now you listen and write a name or a number.

[pause]

1

BOY: This is me and my dad. We're playing with some toy planes.

WOMAN: How many planes have you got?

BOY: Seven.

WOMAN: Seven! Wow!

[pause]

2

WOMAN: Is this your house?

BOY: Yes, it is.

WOMAN: Has it got a number?

BOY: Yes. It's number eighteen.

WOMAN: Sorry?

BOY: Eighteen.

[pause]

3

WOMAN: And who is this girl? Is she your friend?

BOY: Yes, she is.

WOMAN: And what's her name?

BOY: It's Kim. I can spell her name.
It's K - I - M.

WOMAN: Well done!

[pause]

4

WOMAN: And how old is your friend?

BOY: She's nine, like me.

WOMAN: Pardon?

BOY: She's nine years old.

[pause]

5

WOMAN: Who's this?

BOY: That's my big brother. His name's Ben.

WOMAN: Can you spell that?

BOY: Yes. B - E - N.

WOMAN: I like that name.

BOY: Me too.

[pause]

Now listen to Part 2 again.

[The recording is repeated.]

[pause]

That is the end of Part 2.

[pause]

Part 3 *Look at the pictures. Listen and look. There is one example.*

[pause]

What has Ann got in her bag?

[pause]

MAN: Have you got your pen in your school bag, Ann?

GIRL: No. And I can't find my ruler.

MAN: Well, what have you got in your bag?

GIRL: I've got my pencil.

[pause]

Can you see the tick? Now you listen and tick the box.

[pause]

1 *Which is Nick's favourite sport?*

WOMAN: Do you like tennis, Nick?

BOY: No, I don't.

WOMAN: Well, do you like football?

BOY: It's OK. I love basketball. That's my favourite game.

[pause]

2 *What is May buying?*

WOMAN: Hello, May. Are you buying a new dress?

GIRL: No, not today.

WOMAN: Well, are you buying a skirt?

GIRL: No, I want some new jeans.

[pause]

3 *Where's the camera?*

MAN: Pat, is the camera in your bedroom?

GIRL: No, it isn't. Is it here in the kitchen?

MAN: No, I can't see it. Is it in the living room? Please go and look.

GIRL: OK. Oh, yes. Here it is!

[pause]

4 Which man is Bill's teacher?

WOMAN: Is that your teacher in the white T-shirt, Bill?

BOY: No. He's there. Can you see him? He's watching the game.

WOMAN: Has he got glasses?

BOY: Yes, and he's wearing a black jacket.

[pause]

5 What does Sam want for lunch?

MAN: Sam, what do you want for lunch? Do you want a burger?

BOY: No. Can I have a sausage and some French fries, please?

MAN: Yes, OK. Do you want some peas?

BOY: No, thanks.

[pause]

Now listen to Part 3 again.

[The recording is repeated.]

[pause]

That is the end of Part 3.

[pause]

Part 4 Look at the picture. Listen and look. There is one example.

[pause]

MAN: Look at this picture. Can you see the T-shirt on the bed?

GIRL: Yes, I can.

MAN: Colour it blue, please.

GIRL: Sorry?

MAN: The T-shirt on the bed. Colour it blue.

[pause]

Can you see the blue T-shirt on the bed? This is an example. Now you listen and colour.

[pause]

1

MAN: Now, find the T-shirt next to the hat.

GIRL: Pardon?

MAN: The T-shirt next to the hat. Can you see it?

GIRL: Oh, yes.

MAN: Colour it green, please.

GIRL: Green? OK.

[pause]

2

MAN: Now, can you see the T-shirt between the bag and the robot?

GIRL: Yes, here it is.

MAN: Good. Colour it pink.

GIRL: Right. The T-shirt between the bag and the robot is pink.

[pause]

3

MAN: Find the T-shirt behind the chair.

GIRL: Where?

MAN: Behind the chair. Can you colour it red, please?

GIRL: Red?

MAN: Yes.

[pause]

4

GIRL: What colour's the T-shirt in front of the door?

MAN: The T-shirt in front of the door?

GIRL: Yes.

MAN: Oh, colour it orange, please.

GIRL: Orange?

MAN: Yes, that's right.

[pause]

5

MAN: OK. Can you see the T-shirt under the desk?

GIRL: Under the desk?

MAN: Yes. Colour that T-shirt yellow, please.

GIRL: OK. I'm colouring it yellow.

MAN: That's good.

[pause]

Now listen to Part 4 again.

[The recording is repeated.]

[pause]

That is the end of the Starters Practice Listening Test 2.

Reading and Writing

Part 1 (5 marks)

1 ✓ 2 ✗ 3 ✗ 4 ✓ 5 ✓

Part 2 (5 marks)

1 no 2 yes 3 no 4 yes 5 no

Part 3 (5 marks)

1 lamp 2 radio 3 phone 4 mirror
5 armchair

Part 4 (5 marks)

1 chairs 2 books 3 pencils
4 soccer 5 teacher

Part 5 (5 marks)

1 guitar 2 tree 3 flying (away)
4 three/3 5 kite

Speaking

Part	Examiner does this:	Examiner says this:	Minimum response expected from child:	Back-up questions:
	Usher brings candidate in.	Usher to examiner: Hello. This is (child's name*). Examiner: Hello, *. My name's Jane/Ms Smith.	Hello	
1	Points to Scene card. Points to boy.	Look at this. This is a garden. It's a beautiful day. Here's the boy. *, where's the man? Where's the sun?	Points to items in picture.	Is this the man? Is this the sun?
2	Points to Object cards.	Now look at these. Which is the radio? I'm putting the radio next to the boy. Now you put the radio next to the car. Which is the guitar/piano? Put the guitar/piano under the tree. Which is the robot? Put the robot between the house and the flowers.	Points to Object card. Puts Object card in place. Points to Object card. Puts Object card in place. Points to Object card. Puts Object card in place.	Is this the radio? (pointing to radio) Where's the car? <u>Next</u> to the car. Is this the guitar/piano? (pointing to guitar/piano) Where's the tree? <u>Under</u> the tree. Is this the robot? (pointing to the robot) Where are the house and the flowers? <u>Between</u> the house and the flowers.
3	Removes Object cards and points to the black cat on Scene card. Points to children.	Now, *, what's this? What colour is it? How many cats are there? What are the children doing?	cat black three playing (badminton)	Is it a cat? Is it brown? Black? Are there two? Three? Are they playing?
4	Puts Scene card away and picks out three Object cards.			
4.1	Shows lemonade card.	What's this? Do you like lemonade? What do you drink at breakfast?	lemonade yes/no milk	Is it lemonade? Do you drink milk?
4.2	Shows horse/elephant card.	What's this? Can you ride a horse/elephant? What's your favourite animal?	horse/elephant yes/no dog	Is it a horse/elephant? Do you like dogs?
4.3	Shows bag card.	What's this? Have you got a school bag? What colour is your/this bag?	bag yes/no blue	Is it a bag? Is it blue?
5	Puts away all cards.	Now, *, how old are you? Where do you live? Have you got a big house or a small house?	seven (<i>name of town or city</i>) big/small	Are you seven? Do you live in (name of town or city)? Is your house big?
		OK. Thank you, *. Goodbye.	Goodbye Leaves	

* Remember to use the child's name throughout the test.

Test 3 Answers

Listening

Part 1 (5 marks)

Lines should be drawn between:

- 1 the monkey and on the bike
- 2 the frog and next to the car
- 3 the mouse and in the boat
- 4 the duck and between the plane and the tree
- 5 the cat and in front of the bus

Part 2 (5 marks)


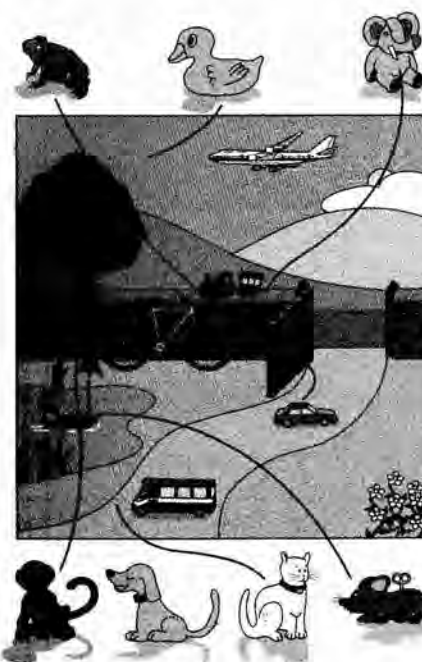
- 1 5/five 2 Socks (correct spelling) 3 3/three
- 4 Pat (correct spelling) 5 Lime (Street) (correct spelling)

Part 3 (5 marks)

- 1 B 2 C 3 C 4 A 5 A

Part 4 (5 marks)

- 1 Colour the cake on the girl's head – blue
- 2 Colour the cake next to the flowers – pink
- 3 Colour the cake under the table – brown
- 4 Colour the cake in front of the door – green
- 5 Colour the cake behind the girl's chair – purple



TRANSCRIPT Hello. This is the Cambridge Starters Practice Listening Test, Test 3.

Part 1 Look at Part 1. Now look at the picture. Listen and look. There is one example.

[pause]

MAN: Look at the toy animals.
WOMAN: Oh yes. Where can I put them?
MAN: Well – put the elephant behind the train.
WOMAN: Put the elephant behind the train. OK.

[pause]

Can you see the line? This is an example. Now you listen and draw lines.

[pause]

1

MAN: Can you see the monkey? Now, put it on the bike.
WOMAN: Sorry?
MAN: Put the monkey on the bike.

WOMAN: Oh yes. That's good.
 [pause]

2

WOMAN: And the frog? Where can I put that?
MAN: Put it next to the car.
WOMAN: Pardon? Put the frog where?
MAN: Put it next to the car.

[pause]

3

MAN: Now put the mouse in the boat.
WOMAN: Put the mouse in the boat?
MAN: That's right.

[pause]

4

WOMAN: And the duck. Where can I put that?
MAN: Put the duck between the plane and the tree.
WOMAN: Between the plane and the tree. Right. There it is.
 [pause]

5

MAN: Can you see the cat?
WOMAN: Yes I can.
MAN: Now – put it in front of the bus.
WOMAN: The cat in front of the bus? Well, OK!

[pause]

Now listen to Part 1 again.

[The recording is repeated.]

[pause]

That is the end of Part 1.

[pause]

Part 2 *Look at the picture. Listen and write a name or a number. There are two examples.*

[pause]

WOMAN: Oh hello! Who's in this picture?
BOY: That's Bill. He's my friend.
WOMAN: How do you spell his name?
BOY: B – I double L.

[pause]

WOMAN: And how old is he?
BOY: He's nine.
WOMAN: Nine?
BOY: That's right.

[pause]

Can you see the answers? Now you listen and write a name or a number.

[pause]

1

WOMAN: Are those Bill's horses?
BOY: Yes, they are. He's got five of them.
WOMAN: Five horses! Wow!
BOY: That's right.

[pause]

2

WOMAN: Is this Bill's favourite horse?
BOY: Yes. His name is Socks.
WOMAN: Sorry? How do you spell that?
BOY: S – O – C – K – S. He's got white feet!
WOMAN: Oh yes. I understand now.

[pause]

3

WOMAN: And how many brothers and sisters has Bill got?
BOY: He's got three sisters.
WOMAN: Three sisters?
BOY: Yes. Look. Here's a picture of them.

[pause]

4

WOMAN: This is Bill's big sister, I think.
BOY: Mmm. Yes, that's Pat.
WOMAN: Do you spell that P – A – T?

BOY: Yes, that's right.

[pause]

5

WOMAN: And where does Bill's family live?
BOY: They live in Lime Street.
WOMAN: I don't know that street. How do you spell that?
BOY: It's L – I – M – E.
WOMAN: Oh! Now I know!

[pause]

Now listen to Part 2 again.

[The recording is repeated.]

[pause]

That is the end of Part 2.

[pause]

Part 3 *Look at the pictures. Listen and look. There is one example.*

[pause]

Which is Kim's lunch?

[pause]

MAN: Is Kim having chicken for lunch?
WOMAN: No, she isn't.
MAN: Oh. Well, is she having a burger today?
WOMAN: No. She's having some fish and French fries.

[pause]

Can you see the tick? Now you listen and tick the box.

[pause]

1 *Where's Ben's watch?*

BOY: Where's my watch, Mum? It isn't in the cupboard.
WOMAN: Is it on the bookcase, Ben?
BOY: No, it isn't. Oh, I can see it. There it is. It's on the sofa.
WOMAN: Oh, good.

[pause]

2 *What's the baby doing?*

BOY: Is this a new photo of your baby? Is he kicking the ball?
WOMAN: No. He can't kick it and he can't catch it.
BOY: So what is he doing?
WOMAN: Look! He's bouncing it.

[pause]

3 *Which is Sue's grandmother?*

BOY: Is that your grandmother, Sue – in the short skirt?
GIRL: No – she's wearing a long skirt.
BOY: And is she wearing a hat?
GIRL: Yes, that's right. Look – there she is.

[pause]

4 Which is Ann's favourite drawing?

WOMAN: Look at these beautiful drawings, Ann. Do you like this guitar?

GIRL: Yes, I do. And the picture of the house is good.

WOMAN: Is that your favourite?

GIRL: Mmm ... no, it isn't. Look at that kite. That's my favourite. I love the colours on it.

[pause]

5 What's Tom doing?

MAN: Where's Tom? Is he watching TV?

WOMAN: No. Nick is watching TV. Tom isn't.

MAN: Oh. Is he having a bath, then?

WOMAN: No. Tom's in bed. He's sleeping.

[pause]

Now listen to Part 3 again.

[The recording is repeated.]

[pause]

That is the end of Part 3.

[pause]

Part 4 Look at the picture. Listen and look. There is one example.

[pause]

GIRL: Can I colour this picture?

MAN: OK. Can you see the cake on the TV?

GIRL: Yes, I can.

MAN: Well, colour it yellow, please.

GIRL: Pardon?

MAN: The cake on the TV. Colour it yellow.

[pause]

Can you see the yellow cake on the TV? This is an example. Now you listen and colour.

[pause]

1

MAN: Now, look at the girl.

GIRL: Oh, yes. She's reading. Look! She's got a cake on her head!

MAN: That's right. She has. Can you colour it blue?

GIRL: Sorry?

MAN: The cake on the girl's head. Colour it blue.

[pause]

2

GIRL: Which cake can I colour now?

MAN: Can you see the cake next to the flowers?

GIRL: Yes. Can I colour it pink?

MAN: Yes. Colour the cake next to the flowers pink.

GIRL: There. That's good.

[pause]

3

MAN: And now find the cake under the table.

GIRL: Yes, I can see it.

MAN: Right. Colour it brown.

GIRL: Pardon?

MAN: Colour the cake under the table brown.

[pause]

4

GIRL: Look! There's a cake in front of the door!

MAN: Oh, yes! Colour that cake green, please.

GIRL: Green?

MAN: Yes – the cake in front of the door.

[pause]

5

MAN: Can you see the cake behind the girl's chair?

GIRL: Oh, yes. Can I colour it purple? That's my favourite colour.

MAN: A purple cake behind the girl's chair. Yes, OK.

GIRL: There. Look.

MAN: Mmm. It's a beautiful picture now.

[pause]

Now listen to Part 4 again.

[The recording is repeated.]

[pause]

That is the end of the Starters Practice Listening Test 3.

Reading and Writing

Part 1 (5 marks)

1 X 2 ✓ 3 X 4 X 5 ✓

Part 2 (5 marks)

1 no 2 no 3 yes 4 no 5 yes

Part 3 (5 marks)

1 eyes 2 nose 3 ears 4 hair 5 mouth

Part 4 (5 marks)

1 chairs 2 board 3 pencils 4 story
5 door

Part 5 (5 marks)

1 book 2 3/three 3 guitar 4 tree
5 reading

STARTERS THEMATIC VOCABULARY LIST

For ease of reference, vocabulary is arranged in semantic groups or themes. Some words appear under more than one heading.

In addition to the topics, notions and concepts listed for the syllabus, the following categories appear:

- adjectives
- determiners
- adverbs
- prepositions
- conjunctions
- pronouns
- verbs
- models
- question words

ANIMALS

animal
bird
cat
chicken
cow
crocodile
dog
duck
elephant
fish (s & pl)
frog
giraffe
goat
hippo
horse
lizard
monkey
mouse/mice
sheep (s & pl)
snake
spider
tail
tiger
zoo

THE BODY & FACE

arm
body
ear
eye
face
foot/feet
hair
hand
head
leg
mouth

nose
smile

CLOTHES

bag
clothes
dress
glasses
handbag
hat
jacket
jeans
shirt
shoe
skirt
sock
trousers
T-shirt
watch
wear

COLOURS

black
blue
brown
green
grey (or gray)
orange
pink
purple
red
white
yellow

FAMILY & FRIENDS

baby
boy
brother

child/children
cousin
dad(dy)
family
father
friend
girl
grandfather
grandma
grandmother
grandad
live
man/men
Miss
mother
Mr
Mrs
mum(my)
old
person/people
sister
their
them
they
us
we
woman/women
you
young
your

FOOD & DRINK

apple
banana
bean
bread
breakfast
burger
cake

carrot
chicken
chips (US fries)
coconut
dinner
drink (n & v)
eat
egg
fish
food
fries (UK chips)
grape
ice cream
juice
lemon
lemonade
lime
lunch
mango
meat
milk
onion
orange
pea
pear
pineapple
potato
rice
sausage
supper
tomato
water
watermelon

THE HOME

apartment
armchair
bath
bathroom
bed
bedroom
bookcase
box
camera
chair
clock
computer
cupboard
desk
dining room
doll
door
flat
floor
flower
garden
hall
house

kitchen
lamp
living room
mat
mirror
painting
phone
picture
radio
room
sleep
sofa
table
television/TV
toy
tree
wall
watch
window

NUMBERS

Cardinals: 1-20

PLACES & DIRECTIONS

behind
between
here
in
in front of
next to
on
park
shop (US store)
store (UK shop)
street
there
under

SCHOOL

alphabet
answer
ask
board
book
bookcase
class
classroom
close
colour
computer
correct
cross
cupboard
desk
door
draw
English

eraser
example
find
floor
know
learn
lesson
letter (as in alphabet)
line
listen (to)
look
name
number
open
page
part
pen
pencil
picture
playground
question
read
right (as in correct)
rubber
ruler
school
sentence
spell
story
teacher
tell
test (n & v)
tick (n & v)
understand
wall
window
word
write

SPORTS & LEISURE

badminton
ball
baseball
basketball
beach
bike
boat
book
bounce
camera
catch
doll
draw(ing)
drive
enjoy
favourite
fish(ing)
fly

football (US soccer)
game
guitar
hit
hobby
hockey
jump
kick
kite
listen (to)
paint(ing)
photo
piano
picture
play (with)
radio
read
ride (n & v)
run
sing
soccer (UK football)
song
sport
story
table tennis
television/TV
tennis
throw
toy
TV/television
watch

TIME

afternoon
birthday
clock
day
end
evening
morning
night
today
watch

TOYS

ball
baseball
basketball
bike
car
doll
football
game
helicopter
kite
lorry (US truck)
monster

plane
robot
toy
train
truck (UK lorry)

TRANSPORT

bike
boat
bus
car
fly
go
helicopter
lorry (US truck)
motorbike
plane
ride
run
swim
train
truck (UK lorry)
walk

WEATHER

sun

WORK

teacher

THE WORLD AROUND US

beach
sand
sea
shell
street
sun
tree
water

USEFUL WORDS & EXPRESSIONS

bye (-bye)
goodbye
hello
I don't know
no
oh
oh dear
OK
pardon
please
right
so
sorry

thank you
thanks
then
well
well done
wow
yes

ADJECTIVES

angry
beautiful
big
clean
closed
correct
dirty
double
English
favourite
funny
good
great
happy
her
his
its
long
my
new
nice
old
our
right (correct)
sad
short
small
sorry
their
ugly
young
your

DETERMINERS

a/an
a lot of
lots of
many
my
no
one
some
that
the
these
this
those

ADVERBS

a lot
again
here
lots
not
now
then
there
today
too
very

PREPOSITIONS

about
at
behind
between
for
from
in (prep of place)
in front of
like
next to
of
on
to
under
with

CONJUNCTIONS

and
but
or

PRONOUNS

he
her
hers
him
his
I
it
its
me
mine
one
ours
she
that
theirs
them
these
they
this
those

us
we
you
yours

VERBS

Irregular:

be
catch (a ball)
choose
come
do
draw
drink
drive
eat
find
fly
get
give
go
have
have (got)
hit
hold
know
learn
make
put
read
ride
run
say
see
sing
sit (down)
sleep
spell
stand (up)
swim
take (a photo)
tell
throw
understand
wear
write

Regular:

add
answer
ask
bounce
clean
close
colour
complete
cross
enjoy

jump
kick
learn
like
listen (to)
live
look
look at
love
open
paint
phone
pick up
play (with)
point
show
smile
start
stop
talk
test
tick
try
walk
want
watch
wave

MODALS

can/cannot/can't

QUESTION WORDS

how
how many
how old
what
where
which
who
whose

NAMES

Alex
Ann
Anna
Ben
Bill
Jill
Kim
Lucy
May
Nick
Pat
Sam
Sue
Tom
Tony